



2015 BETHUNE-COOKMAN FOOTBALL GAME NOTES

Bethune-Cookman Athletic Communications • 640 Dr. Mary McLeod Bethune Blvd. • Daytona Beach, FL 32114
BCUathletics.com • Facebook: Facebook.com/BCUathletics • Twitter: @BCUGridIron • Instagram: @BCUathletics
Home to Seven MEAC Championships (1984, 1988, 2002, 2010, 2012, 2013, 2014)

GAME INFORMATION

Date / Time: Sat., Nov. 7, 2015 / 4 p.m. ET
Site: Daytona Beach, Fla. / Municipal Stadium (9,601)
National TV: None
Regional Radio: WELE 1380 AM / WSIR 1490 AM / WSOS 99.5 FM & 1170 AM
Play-by-Play: Nick Rice; **Color:** Larry Wesley;
Analyst: Steve Allen
Satellite Radio: None
Live Video Stream: CatEyeNetwork.TV
Live Stats: BCUathletics.com
Twitter Updates: @BCUGridIron / @BCUathletics
Series: Bethune-Cookman leads, 20-7
Daytona Beach: Bethune-Cookman leads, 8-4
Baltimore: Bethune-Cookman leads, 9-2
Neutral Site: Bethune-Cookman leads, 3-1
First Meeting: 1986 — W, 52-9
Last Meeting: 2012 — W, 24-13
Streak: Bethune-Cookman, 3 wins

BETHUNE-COOKMAN 7-2, 5-1 MEAC

2015: 7-2, 5-1 MEAC
Ranking: NR — STATS, 25 — Coaches
Last Game: Oct. 31, 2015 (Dover, Del.)
defeated Delaware State, 49-21
Head Coach: Terry Sims (Knoxville, 1994)
Career: 7-2 (1st season)
at B-CU: 7-2 (1st season)
vs. MSU: 0-0
Twitter: @BCUGridIron

MORGAN STATE 3-4, 3-2 MEAC

2015: 3-4, 3-2 MEAC
Ranking: NR — STATS, NR — Coaches
Last Game: Oct. 24, 2014 (Durham, N.C.)
lost to North Carolina Central, 20-17
Head Coach: Lee Hull (Holy Cross, 1988)
Career: 10-10 (2nd season)
at MSU: 10-10 (2nd season)
vs. B-CU: 0-0
Twitter: @MorganStBears

B-CU COMMUNICATIONS

Bryan J. Harvey (Primary Contact) *Asst. AD for Communications*
O: 386-481-2206 C: 757-268-4561 E: harveyb@cookman.edu
Andrea Wheeler (Secondary Contact) *Associate Comm. Director*
O: 386-481-2278 C: 919-806-6689 E: wheelera@cookman.edu
Dan Ryan *Historian/Staff Writer*
O: 386-481-2240 C: 801-376-6883 E: ryand@cookman.edu

GAMEDAY HASHTAGS

#BCUvsMorgan

#BeatMorgan

#BearsDown

Fans and media are encouraged to use the hashtags #BCUvsMorgan and #BeatMorgan when posting or following social media content related to Saturday's game between the Wildcats and Bears.



CatEye Rewind (Episode 2)

Episode 2 of *CatEye Rewind* — Selina Garcia and Bryan J. Harvey talk about the season-opener for football at Miami, while Selena Garcia goes in-depth recapping track & field and volleyball.



BCUathletics



@BCUGridIron
@BCUathletics



BCUathletics



BCUathletics



The CatEye Network

GAME 10

DAYTONA BEACH, FLA. (MUNICIPAL STADIUM)



NR/NR MORGAN STATE BEARS (3-4, 3-2)

Head Coach: Lee Hull (Holy Cross, 1988)

Career Record: 10-10 (2nd season), **Record at MSU:** 10-10 (2nd season), **Record vs. B-CU:** 0-0



at

NR/25 BETHUNE-COOKMAN WILDCATS (7-2, 5-1)

Head Coach: Terry Sims (Knoxville, 1994)

Career Record: 7-2 (1st season), **Record at B-CU:** 7-2 (1st season), **Record vs. MSU:** 0-0

2015 STATISTICAL LEADERS

RUSHING

	G	ATT	GAIN	LOSS	NET	AVG	TD	LG	YPG
Anthony Jordan	9	116	560	45	515	4.4	7	41	57.2
Michael D. Jones	9	81	488	17	471	5.8	6	75	52.3
Quentin Williams	9	100	512	148	364	3.6	2	39	40.4

PASSING

	G	EFF	C-A-I	PCT	YDS	TD	LG	AVG/G
Quentin Williams	9	177.40	101-158-6	63.9	1,688	15	89	187.6
Larry Brihm, Jr.	8	135.39	44-72-3	61.1	551	4	56	68.9





RECEIVING

	G	NO	YDS	AVG	TD	LG	AVG/G
Jawill Davis	9	29	604	20.8	5	56	67.1
Frank Brown	9	23	293	12.7	5	31	32.6
Jaime Wilson	9	16	181	11.3	3	36	20.1

STORY LINES

- Redshirt senior quarterback Quentin Williams is ranked second nationally in the FCS for passing efficiency (177.40), as well as 35th nationally in passing yards (1,688). He is tied for 20th in passing touchdowns (15).
- Bethune-Cookman head coach Terry Sims and the team have honored the rest of the season to two B-CU students who's lives were taken from them — Timesha Floyd Carswell and Diona McDonald.
- Former Norfolk State head coach and Bethune-Cookman Defensive Coordinator Pete Adrian and his wife will serve as honorary game captains this weekend, in the wake of their son Zach — a former Bethune-Cookman punter, passing away after a longtime battle with cancer just a few weeks ago.
- Bethune-Cookman has three fourth quarter come-from-behind wins this year at Grambling State, at North Carolina Central and versus South Carolina State, respectfully.
- Since 2000, Bethune-Cookman owns a record of 44-15 in the month of October.

2015 SCHEDULE / RESULTS

	Sept. 5	at Miami (FL)	ESPN3	L, 0-45
		Miami Gardens, Fla. / Sun Life Stadium (76,100) / Diquan Richardson: 5 tackles		
	Sept. 12	at Grambling State		W, 56-53
		Grambling, La. / Eddie Robinson Stadium (19,600) / Jawill Davis: 8 receptions, 199 yds, 2 TDs		
	Sept. 19	LANE	CATEYE	W, 7-3
		Daytona Beach, Fla. / Municipal Stadium (9,601) / Anthony Jordan: 74 yds rushing, 1 TD		
	Sept. 26	SAVANNAH STATE*	CATEYE	W, 42-12
		Daytona Beach, Fla. / Municipal Stadium (9,601) / Q. Williams: 9-18 passing, 207 yds (2 TDs), 100 yds rushing		
	Oct. 3	at North Carolina Central*	ESPNU	W, 28-26
		Durham, N.C. / O'Kelly-Riddick Stadium (10,000) / Q. Williams: 13-18 passing, 248 yds (2 TDs), 76 yds rushing		
	Oct. 8	SOUTH CAROLINA STATE*	ESPNU	W, 17-14
		Daytona Beach, Fla. / Municipal Stadium (9,601) / Robert Way: 13 tackles, 1 forced fumble, 1 pass breakup		
	Oct. 17	at North Carolina A&T*		L, 14-24
		Greensboro, N.C. / Aggie Stadium (21,500) / Larry Brihm: 17-25 passing, 167 yds, 14 yds rushing		
	Oct. 24	NORFOLK STATE* (Homecoming)	CATEYE	W, 59-49
		Daytona Beach, Fla. / Municipal Stadium (9,601) / M. Jones: 136 yds rushing (2 TDs), 112 yds receiving (1 TD)		
	Oct. 31	at Delaware State*		W, 49-21
		Dover, Del. / Alumni Stadium (7,193) / Larry Brihm: 3-4 passing, 33 yds, 141 yds rushing, 2 TDs		
	Nov. 7	MORGAN STATE* (Senior Appreciation Day)	CATEYE	4 p.m.
		Daytona Beach, Fla. / Municipal Stadium (9,601) / Bethune-Cookman leads, 20-7 (0-0 under Sims)		
	Nov. 21	vs. Florida A&M*	ESPNU/ESPN3	2:30 p.m.
		Orlando, Fla. / Orlando Citrus Bowl Stadium (70,000) / Florida A&M leads, 49-19-1 (0-0 under Sims)		

#5THINGS

1. Redshirt senior quarterback Quentin Williams is ranked second in the nation for passing efficiency (177.4). He is also 48th in total offense.
2. Receivers Frank Brown and Jawill Davis are each tied for 35th nationally for receiving touchdowns.
3. Bethune-Cookman and Morgan State are playing each other for the first time since a 2012 affair in Baltimore that saw current head coach Terry Sims assume coaching responsibilities in the second quarter.
4. The Wildcats are back in the Coaches' Poll top 25 for the first time since the end of the 2014 season.
5. Bethune-Cookman is atop the league stats for total offense, with the Wildcats producing an average of 428.1 yards per game.



#LIGHTNINGSTRIKE

- Bethune-Cookman head coach Terry Sims and Offensive Coordinator Jim Pry have continued the upbeat pace of the Wildcats offense.
- Drives that consist of three minutes (3:00) or less are called "Lightning Strikes", with the quick pace of the offense striking fast like lightning.
- Of the 37 drives that B-CU has scored touchdowns on this season, 29 took less than three minutes off the clock. In fact, 14 of those drives have taken less than two minutes off the clock.

#OCTOBERFEST

- The month of October has been a scary month for the opposition throughout the last 15 years of B-CU Football.
- Since 2000, Bethune-Cookman owns a record of 44-15 in the Halloween month, including perfect marks in 2002 (3-0), 2010 (5-0), 2012 (3-0) and 2013 (4-0).
- Six of the 15 losses occurred away from home.

44-15

#PROCATS

- Bethune-Cookman has three active #ProCats in the National Football League on active rosters for the opening of the 2015 season.
- Ryan Davis (Jacksonville Jaguars), Rashean Mathis (Detroit Lions) and Eric Weems (Atlanta Falcons) are all participating for their respected teams.
- Atlanta at San Francisco 49ers (Nov. 8)
Detroit – BYE
Jacksonville – at New York Jets (Nov. 8)



CIRCLE THIS GUY...



- Senior safety Ty're Simmons returned in 2015 as just one of three starters back on the defensive side of the ball from the 2014 campaign.
- Simmons is the twin brother of fellow safety Ky're Simmons – both playing in their last home game in the Maroon and Gold this weekend.
- Simmons is seventh on the Wildcats roster with 27 tackles (10 primary stops), as well as 1.5 tackles behind the line of scrimmage and a team-leading two interceptions.

Fun Facts



FUN FACT I

- The last time these two teams faced off, former head coach Brian Jenkins was ejected in the second quarter – the first time a collegiate football head coach has been ejected on the Division I level in recorded history back prior to the 1970s.

FUN FACT II

- Bethune-Cookman head coach Terry Sims and Morgan State head coach Lee Hull are two of several first- or second-year head coaches in the Mid-Eastern Athletic Conference.

FUN FACT III

- B-CU Asst. AD Bryan Harvey and MSU Asst. AD Leonard Haynes first went to schools in the CIAA.

#SackLunch

Under the guise of Defensive Coordinator Charles "Yogi" Jones, the Bethune-Cookman defensive pressure has been relentless since his arrival in Daytona Beach. Through nine games in 2015, Bethune-Cookman has accumulated 17 quarterback sacks, averaging 1.89 sacks per game.



2015 TEAM COMPARISON



Record..... 7-2, 5-1 MEAC

Scoring Offense..... 30.2
Rushing Offense179.3
Passing Offense.....248.8
Pass Efficiency 164.25
Total Offense.....428.1
Time/Possession29:58
Sacks Allowed2.4



Record..... 3-4, 3-2 MEAC

Scoring Offense..... 19.6
Rushing Offense144.7
Passing Offense.....165.6
Pass Efficiency 105.13
Total Offense.....310.3
Time/Possession31:45
Sacks Allowed2.4

Scoring Defense..... 27.4
Rushing Defense177.2
Passing Defense183.9
Pass Eff. Defense 118.29
Total Defense361.1
Sacks1.9
Tackles for Loss6.0

Scoring Defense..... 27.4
Rushing Defense184.7
Passing Defense154.1
Pass Eff. Defense 113.95
Total Defense338.9
Sacks2.1
Tackles for Loss5.7

Turnover Margin -0.44
Net Punting35.7
Punt Returns.....13.1
Kickoff Returns19.9

Turnover Margin -0.71
Net Punting39.2
Punt Returns.....20.6
Kickoff Returns15.5

THE SERIES

BETHUNE-COOKMAN LEADS, 20-7

YEAR	BC	OPP	SITE	W/L	SCORE
1986	-	-	Daytona Beach	W	52-9
1987	-	-	Baltimore	W	34-22
1988	-	-	Daytona Beach	W	13-6
1989	-	-	Jacksonville, Fla.	W	12-6
1990	-	-	Baltimore	W	21-7
1991	-	-	Daytona Beach	W	38-6
1992	-	-	Daytona Beach	W	Forfeit
1993	-	-	Daytona Beach	L	17-41
1994	-	-	Baltimore	W	41-0
1995	-	-	Daytona Beach	W	33-10
1996	-	-	Baltimore	L	6-13
1997	-	-	Ft. Lauderdale, Fla.	L	15-18
1998	-	-	Baltimore	W	25-20
1999	-	-	Daytona Beach	W	28-25
2000	-	-	Nassau, Bahamas	W	42-6
2001	22	-	Jacksonville, Fla.	W	35-24
2002	19	-	Baltimore	W	41-27
2003	5	-	Daytona Beach	L	24-31
2004	-	-	Baltimore	W	51-21
2005	-	-	Daytona Beach (HC)	W	44-26
2006	-	-	Baltimore	L	14-28
2007	-	-	Daytona Beach (HC)	L	9-33
2008	-	-	Baltimore	W	31-27
2009	-	-	Daytona Beach	L	13-24
2010	-	-	Baltimore	W	69-32
2011	-	-	Daytona Beach (HC)	W	49-23
2012	24	-	Baltimore	W	24-13

Daytona Beach: Bethune-Cookman leads, 8-4

Baltimore: Bethune-Cookman leads, 9-2

Neutral Site: Bethune-Cookman leads, 3-1



A WIN OVER MORGAN STATE WOULD...

- Give Bethune-Cookman a fourth consecutive win over the Bears.
- Allow B-CU to stay within a game of the top spot in the MEAC in the Celebration Bowl chase.
- Advance Bethune-Cookman's home winning streak to 10 games, dating back to 2013.
- Give B-CU its 481st victory all-time in school history.
- Give Head Coach Terry Sims his first collegiate victory while coaching a ranked team.

SERIES NOTES...

- Bethune-Cookman leads the all-time series against Morgan State by a count of 20-7.
- Morgan State has won four times in Daytona Beach, including a 33-7 decisive win on a B-CU Homecoming weekend in Daytona Beach back in 2007.
- The last time these two teams met, former head coach Brian Jenkins was ejected in the second quarter, allowing now-head coach Terry Sims his first active collegiate head coaching experience in the Wildcats' win.

HIGH FIVE FOR DAVIS...

- Redshirt sophomore WR Jawill Davis registered a game-high 199 receiving yards in the win at Grambling State on Sept. 12. That yardage placed him fifth all-time in the B-CU record books for single game receiving yards.

BETHUNE-COOKMAN SINGLE GAME RECEIVING YARDS

1. James Adderly vs. Norfolk State, 1998	226
2. Leon Gonzalez vs. Georgia Southern, 1984	222
Sebastian Brown vs. Howard, 1985	222
4. Sebastian Brown vs. Morris Brown, 1984	215
5. Jawill Davis at Grambling State, 2015	199
6. James Adderly vs. South Carolina State, 1995	194
Morris Nobles at Norfolk State, 1995	194
8. Jeff Parker vs. Delaware State, 1990	192
9. Taron Hubburd vs. Virginia State, 1998	184
Jeff Parker vs. North Carolina A&T, 1991	184

A MOMENT OF SILENCE...

- The Bethune-Cookman Athletics family lost two former Wildcats just over two weeks ago in the form of former equipment manager and teacher Art Parissi, as well as former punter Zach Adrian.
- Zach was a punter for the Wildcats from 1998-2001, where he averaged 35.7 yards a punt on 53 kicks.
- His father, Pete Adrian – a former Bethune-Cookman defensive coordinator and Norfolk State University head coach, informed B-CU Athletics that Zach, after enduring over 300 chemotherapies, 32 radiation treatments and major surgeries on his hip and femur, passed peacefully while surrounded by family at Halifax Hospice of Volusia County.

THAT'S THE WAY IT IS...

- After B-CU defeated South Carolina State in an ESPNU Thursday night broadcast at Municipal Stadium last Thursday, it was announced this week that redshirt senior LB Robert Way was named MEAC Defensive Player of the Week.
- Against South Carolina State, Robert Way sparked the Bethune-Cookman defense in yet another come-from-behind win for the Wildcats over the Bulldogs in a game televised on ESPNU in Thursday night football. Way supplied a team-high 13 tackles, four by way of primary stops, adding a tackle for loss. He also deflected a pass over the middle, and forced a fumble.

2015 BETHUNE-COOKMAN RANKINGS

Category	Avg.	NCAA	MEAC
Pass Efficiency	164.25	6	1
Punt Returns	13.14	24	6
Pass Defense	183.9	28	3
Total Offense	428.1	29	1
Passing Offense	248.8	33	1
Scoring Offense	30.2	41	2
Rushing Offense	179.3	43	3
Pass Eff. Defense	118.29	43	5
Total Defense	361.1	45	5
Sacks	1.89	T-66	5
Tackles for Loss	6.0	T-66	8
Scoring Defense	27.4	67	6
Rushing Defense	177.2	73	5
Passes Intercepted	0.55	T-81	10
Sacks Allowed	2.44	84	9
Kickoff Returns	19.41	87	5
Turnover Margin	-0.44	88	8

NON-CONFERENCE SUCCESS...

- Since 2000, Bethune-Cookman is 35-11 in regular season, out-of-conference contests, earning notable victories against the likes of Alabama State, FIU (x2) and Tennessee State. During that stretch, the Wildcats are 7-2 against teams from the Southwestern Athletic Conference (SWAC), including winning the last four consecutive against the fellow HBCU Division I conference.
- Of the 11 losses in non-conference play, five have come against teams from the Football Bowl Subdivision (FBS), including Florida State, Miami (x3) and UCF.

RECORDS UNDER TERRY SIMS

Current Streak	Won 2
Current Home Streak	Won 9
Current Road Streak	Won 1
Last Win	49-21 at Delaware State (10/31/15)
Last Home Win	59-49 vs. Norfolk State (10/24/15)
Last Loss	14-24 at North Carolina A&T (10/17/15)
Last Home Loss	24-27 vs. Norfolk State (11/9/13)

	2015	All Yrs
Home	4-0	4-0
Away	3-2	3-2
Neutral Site	0-0	0-0
Natural Grass	1-2	1-2
Artificial Turf	6-0	6-0
vs. Top 5	0-0	0-0
vs. Top 10	0-0	0-0
vs. Top 25	0-0	0-0
vs. FBS	0-1	0-1
Bowl Games	0-0	0-0
Playoff Games	0-0	0-0

Leading After 1st Qtr	2-1	2-1
Tied After 1st Qtr	4-0	4-0
Trailing After 1st Qtr	1-1	1-1
Leading at Halftime	5-0	5-0
Tied at Halftime	2-0	2-0
Trailing at Halftime	0-2	0-2
Leading After 3rd Qtr	6-0	6-0
Tied After 3rd Qtr	0-0	0-0
Trailing After 3rd Qtr	1-2	1-2
Overtime Games	0-0	0-0

Scoring First	4-1	4-1
Opponent Scoring First	3-1	3-1
Score < 20 Points	2-2	2-2
Score 20+ Points	5-0	5-0
Score 30+ Points	4-0	4-0
Score 40+ Points	4-0	4-0
Opponent Scores < 20 Points	3-0	3-0
Opponent Scores 20+ Points	4-2	4-2
Opponent Scores 30+ Points	2-1	2-1
Opponent Scores 40+ Points	2-1	2-1
Decided by 3 or Less	3-0	3-0
Decided by 10 or Less	5-1	5-1

Gain < 20 First Downs	2-1	2-1
Gain 20+ First Downs	5-1	5-1
Opponent Gains < 20 First Downs	3-1	3-1
Opponent Gains 20+ First Downs	4-1	4-1

More Rushing Yards Than Opponent	5-0	5-0
Fewer Rushing Yards Than Opponent	2-2	2-2
Rush For < 100 Yards	1-2	1-2
Rush For 100+ Yards	6-0	6-0
Opponent Rushes For < 100 Yards	1-0	1-0
Opponent Rushes For 100+ Yards	6-2	6-2

More Passing Yards Than Opponent	6-1	6-1
Fewer Passing Yards Than Opponent	1-1	1-1
Equal Passing Yards	0-0	0-0
Pass For < 200 Yards	3-1	3-1
Pass For 200+ Yards	4-1	4-1
Opponent Passes For < 200 Yards	4-2	4-2
Opponent Passes For 200+ Yards	3-0	3-0

More Total Yards Than Opponent	4-1	4-1
Fewer Total Yards Than Opponent	3-1	3-1
Gain < 300 Total Yards	0-1	0-1
Gain 300+ Total Yards	7-1	7-1
Opponent Gains < 300 Total Yards	3-1	3-1
Opponent Gains 300+ Total Yards	4-1	4-1

Commit No Turnovers	1-0	1-0
Commit < 3 Turnovers	4-2	4-2
Commit 3+ Turnovers	3-0	3-0
Force < 3 Turnovers	4-2	4-2
Force 3+ Turnovers	3-0	3-0

Commit < 6 Penalties	0-0	0-0
Commit 6+ Penalties	7-2	7-2

3rd Down % < 25	0-2	0-2
3rd Down % 25-49	4-0	4-0
3rd Down % 50+	3-0	3-0
Opponent 3rd Down % < 25	3-0	3-0
Opponent 3rd Down % 25-49	3-2	3-2
Opponent 3rd Down % 50+	2-0	2-0

Lead Time of Possession	4-2	4-2
Trail Time of Possession	3-0	3-0

WEEKLY MEDIA PLANNER: MORGAN STATE GAME

2	MON	3	TUE	4	WED	5	THU	6	FRI	7	SAT	8	SUN
No Practice Requested players available to media before team study hall at 7:30 p.m.		Practice (4 p.m.) Wildcats Practice Fields MEAC Teleconference 10 a.m. Requested players available to media after practice		Practice (4 p.m.) Municipal Stadium Requested players available to media after practice Weekly Press Conference SAAC Conference Room 1 p.m. (Sims & selected student-athletes)		Practice (4 p.m.) Municipal Stadium Requested players available to media after practice Head Coach Terry Sims available to media after practice		NO AVAILABILITY		B-CU vs. Morgan State 4 p.m. Municipal Stadium Postgame Press Conference <i>B-CU locker room is closed</i> Terry Sims, 10 minutes after conclusion of game; players immediately after		NO AVAILABILITY	

STATS FCS Top 25

No.	School	Rec	Prev
1.	Jacksonville State (139)	7-1	1
2.	Illinois State (18)	7-1	3
3.	Chattanooga	7-1	4
4.	Eastern Washington	6-2	5
5.	Richmond	7-1	6
6.	North Dakota State	6-2	7
7.	Sam Houston State	6-2	8
8.	Coastal Carolina	7-1	2
9.	McNeese State (1)	8-0	10
10.	Portland State (1)	7-1	12
11.	South Dakota State	6-2	14
12.	William & Mary	6-2	16
13.	Harvard	7-0	15
14.	James Madison	7-2	9
15.	Charleston Southern	7-1	24
16.	Fordham	7-2	11
17.	Northern Iowa	4-4	18
18.	Eastern Kentucky	5-3	13
19.	North Carolina A&T	7-1	20
20.	Southern Utah	6-2	NR
21.	Youngstown State	4-4	25
22.	Montana	4-4	17
23.	Indiana State	4-4	21
24.	Dartmouth	6-1	22
25.	The Citadel	6-2	NR

FCS Coaches' Poll

No.	School	Rec	Prev
1.	Jacksonville State (23)	7-1	2
2.	Illinois State (3)	7-1	3
3.	Chattanooga	7-1	4
4.	Eastern Washington	6-2	5
t5.	McNeese State	8-0	7
t5.	North Dakota State	6-2	6
7.	Richmond	7-1	8
8.	Coastal Carolina	7-1	1
t9.	Portland State	7-1	12
t9.	Sam Houston State	6-2	10
11.	South Dakota State	6-2	13
12.	William & Mary	6-2	15
13.	Charleston Southern	7-1	19
14.	James Madison	7-2	9
15.	Harvard	7-0	16
16.	North Carolina A&T	7-1	20
17.	Fordham	7-2	11
18.	Southern Utah	6-2	24
19.	Eastern Kentucky	5-3	14
20.	Northern Iowa	4-4	21
21.	Youngstown State	4-4	25
t22.	The Citadel	6-2	NR
t22.	Montana	4-4	17
24.	Montana State	4-4	18
25.	Bethune-Cookman	7-2	NR

#CELEBRATIONBOWL

- It was announced in March that the champion of the Mid-Eastern Athletic Conference (MEAC) will not participate in the FCS Playoffs, as the league relinquished its automatic bid to the playoffs.
- The MEAC champion will meet the Southwestern Athletic Conference (SWAC) champion in Atlanta's Georgia Dome in the inaugural Celebration Bowl on December 19, 2015.

THURSDAY NIGHT FOOTBALL...

- It was announced over the summer that Bethune-Cookman's home game against South Carolina State would be broadcast live on Thursday night, giving the Cats a Thursday night game for the third time in the last two seasons.
- Since the agreement with ESPN was put in place for the MEAC in 2005, the Wildcats have played in a league-leading nine (9) ESPNU Thursday night contests. The Wildcats hold a record of 6-3 in those contests, including wins in four of the last five games.

Oct. 8, 2015 – Bethune-Cookman 17, South Carolina State 14

Nov. 13, 2014 – Hampton 40, #18 Bethune-Cookman 35

Nov. 6, 2014 – #18 Bethune-Cookman 13, Norfolk State 7

Oct. 20, 2011 – Bethune-Cookman 14, #24 Norfolk State 6

Sept. 22, 2011 – Bethune-Cookman 35, Hampton 31

Oct. 28, 2010 – #14 Bethune-Cookman 67, North Carolina A&T 17

Oct. 4, 2007 – #24 Delaware State 24, Bethune-Cookman 10

Nov. 2, 2006 – #13 Hampton 34, Bethune-Cookman 17

Oct. 26, 2006 – Bethune-Cookman 70, North Carolina A&T 7

PASSING ME BY...

- Redshirt senior quarterback Quentin Williams is enjoying his most successful season (by the numbers) in his illustrious B-CU career.
- The Tampa native leads the Mid-Eastern Athletic Conference and is ranked fifth nationally for passing efficiency, holding a 173.18 rating going into the Delaware State game.

#SHUTOUT...

- In the 45-0 loss at Miami (Fla.) to start the 2015 campaign, Bethune-Cookman was shutout for the first time since Nov. 11, 2006. In that contest, B-CU was shutout at home against Howard by a count of 28-0.
- Prior to the UMiami game, B-CU had not been shutout on the road since suffering a 17-0 setback at Delaware State, that game also taking place in torrential rainfall, on Oct. 8, 2005.

B-CU SHUTOUTS SINCE 1990

9/5/15	at Miami (Fla.)	L, 45-0
11/11/06	Howard	L, 28-0
10/8/05	at Delaware State	L, 17-0
11/30/02	at #4 Georgia Southern	L, 34-0
11/8/97	#9 Hampton	L, 27-0
11/18/95	vs. Florida A&M	L, 43-0

CATS PLACE SEVEN ON PRESEASON ALL-MEAC TEAM...

- OL **Dariusz Bladek** made his way onto the preseason all-conference first team. Bladek started in 11 games along the offensive line in 2014, primarily at the left guard position. He graded out at 91 percent on all assignments, playing an average of 93 percent of all snaps.
- RB **Michael D. Jones** and OL **Trevin Huff** earned preseason honors on the second team offense, while SS

B-CU'S FIRST OFFENSIVE PLAY OF THE SEASON (SINCE 2004)

Aug. 30, 2014	at FIU	W, 14-12	Anthony Jordan 3-yard run
Sept. 1, 2013	at Tennessee State	W, 12-9	6-yard pass (Brodrick Waters to Cary White)
Sept. 2, 2012	vs. Alabama State	W, 38-28	Incomplete pass (Jackie Wilson to Preston Cleckley)
Sept. 4, 2011	vs. Prairie View A&M	W, 63-14	Incomplete pass (Jamarr Robinson to Preston Cleckley)
Sept. 4, 2010	vs. Edward Waters	W, 70-10	47-yard pass (Matt Johnson to JeVaughn Reams)
Sept. 5, 2009	vs. Shaw	L, 6-20	Maurice Francois 7-yard run
Sept. 6, 2008	vs. Alabama State	W, 28-7	Pass incomplete (McKinson Souverain to Joe Singleton)
Sept. 1, 2007	vs. Jacksonville	W, 31-17	14-yard pass (Jimmie Russell to Paul Neufville)
Sept. 2, 2006	vs. Southern	L, 29-30	Jimmie Russell 5-yard run
Sept. 3, 2005	vs. Elizabeth City State	W, 34-7	Lawrence McCloud 11-yard run
Sept. 11, 2004	at Arkansas-Pine Bluff	W, 27-14	16-yard pass (Emmanuel Bacon to Jonathan Summers)
Sept. 5, 2015	at Miami (Fla.)	L, 0-45	Quentin Williams 2-yard run

Marquis Drayton picked up second team honors on defense.

- QB **Quentin Williams** and RB **Anthony Jordan** landed on the third team on the offensive side of the ball. Wrapping up the all-conference preseason selections for Bethune-Cookman was P **Jonathan Cagle**.

THE FINAL COUNTDOWN...

- RB Anthony Jordan is just 79 yards away from passing Steve Wallace on the Bethune-Cookman all-time list for career rushing yards. Last season, he joined former All-MEAC performer Isidore Jackson as the second 1,000-yard career rushing performer since 2010 for the Maroon and Gold.
- Jordan also owns 33 rushing scores in his B-CU career, placing him fourth all-time for career rushing touchdowns, just a single score shy of tying Isidore Jackson (2010-13).

BETHUNE-COOKMAN CAREER RUSHING YARDS

1.	Isidore Jackson, 2010-13	3,277
2.	Allen Suber, 2000-03	2,897
3.	Pa'Tell Troutman, 1998-2000	2,839
4.	Randy Walker, 1971-73	2,429
5.	Wayne Allen, 1972-74	2,119
6.	Jimmie Russell, 2004-07	2,305
7.	Kevin Finnie, 1986-88	2,103
8.	Jay Rogers, 1999-2003	1,992
9.	Steve Wallace, 1994-97	1,801
10.	Anthony Jordan, 2010-pres.	1,722

BETHUNE-COOKMAN CAREER RUSHING TOUCHDOWNS

1.	Allen Suber, 2000-03	39
2.	Clyde Sanders, 1953-54	36
3.	Isidore Jackson, 2010-13	34
4.	Anthony Jordan, 2010-pres.	33
4.	Pa'Tell Troutman, 1998-2000	31
6.	Jimmie Russell, 2004-07	29
7.	Eric Weems, 2003-06	23
8.	Randy Walker, 1971-73	22
9.	Jay Rogers, 1999-2003	18
10.	Wayne Allen, 1972-74	17



#IBackTheMEAC

- The Mid-Eastern Athletic Conference begins its 46th year of intercollegiate competition heading into the 2015-16 academic school year. Located in Norfolk, Va., the MEAC is made up of 13 outstanding historically black institutions across the Atlantic coastline
- On June 8, 1980, the MEAC was classified as a Division I conference by the NCAA. Prior to that year, the conference operated as a Division II conference. The month after it achieved Division I status, the MEAC received an automatic qualification to the NCAA Division I Men's Basketball Championship.

HELMET STICKERS...

- The Bethune-Cookman Wildcats will wear special stickers on their helmets for the remainder of the season honoring the lives of two university students who were killed just over two weeks ago.
- Head coach Terry Sims and the team are dedicating the rest of the season to Timesha Floyd Carswell and Diona McDonald, as well as playing for a fallen Wildcat from this past Wednesday morning, Zach Adrian - punter for B-CC from 1998-2001.

MEDIA INFORMATION

COVERING THE WILDCATS

Interview requests for players and coaches after practice must be submitted by Noon the previous day. Member members wishing to write feature stories should submit feature story requests to **Bryan J. Harvey** (harveyb@cookman.edu) by 3 p.m. Sunday.

Harvey and the Bethune-Cookman Communications Staff will make every effort to schedule a separate time to accommodate those requests. Because of time constraints and academic/meeting obligations, media members may only request two (2) student-athletes and/or assistant coaches for post-practice interviews.

MEAC TELECONFERENCE

Bethune-Cookman head coach **Terry Sims** and the league's other 11 coaches will be featured on a weekly teleconference each Tuesday during the 2015 football season from 10 a.m. to 11:43 a.m., beginning Sept. 1, and concluding Dec. 1.

Each coach will have 10 minutes to make an opening statement and answer questions. There will be an audio file available of each teleconference on the Conference's official website (MEACsports.com) each Wednesday afternoon as well as a written transcript of the call.

Sims' schedule time is 10:23 a.m. to 10:33 a.m. ET each Tuesday. Media representatives wishing to participate in the teleconference should contact the MEAC Media Relations Office.

SCHEDULE OF COACHES:

10 a.m.	MEAC Notes
10:03 a.m.	Lee Hull (Morgan State)
10:13 a.m.	Alex Wood (Florida A&M)
10:23 a.m.	Terry Sims (Bethune-Cookman)
10:33 a.m.	Kenny Carter (Delaware State)
10:43 a.m.	Gary Harrell (Howard)
10:53 a.m.	Latrell Scott (Norfolk State)
11:03 a.m.	Connell Maynor (Hampton)
11:13 a.m.	Earnest Wilson III (Savannah State)
11:23 a.m.	Buddy Pough (South Carolina State)
11:33 a.m.	Rod Broadway (North Carolina A&T)
11:43 a.m.	Jerry Mack (North Carolina Central)

B-CU MEDIA EMAIL LIST

Releases Available via Email

Media members interested in receiving Bethune-Cookman football releases via email should send requests to **Bryan J. Harvey** (harveyb@cookman.edu) and **Andrea Wheeler** (wheeler@cookman.edu).

Game Day Media Policies

Only working media will be admitted to the Municipal Stadium press box. Seats will be issued according to the following criteria:

1. State newspapers by circulation, wire services, national publications, newspapers from opponent's area and student newspapers from B-CU and opposing schools.
2. Other daily newspapers, with preference to those that regularly cover B-CU.
3. Radio and TV personnel not broadcasting, but considering reporting.
4. Non-daily newspapers, with preference to those which regularly cover Bethune-Cookman Football.
5. Professional football scouts.
6. Freelance and/or non-daily writers may be asked to produce copies of actual publications in which their work has appeared. In some cases, these materials will be required as verification of the writers' status.



2015 MEAC STANDINGS

	Conf.		Overall		Stk
	W	L	W	L	
North Carolina A&T	5	0	7	1	W6
Bethune-Cookman	5	1	7	2	W2
North Carolina Central	4	1	5	3	W4
South Carolina State	4	1	5	3	W3
Morgan State	3	2	3	4	L2
Hampton	3	3	4	5	L2
Norfolk State	2	3	2	6	L3
Howard	1	5	1	7	W1
Delaware State	0	5	0	8	L13
Savannah State [^]	1	4	1	6	L3
Florida A&M [^]	1	4	1	7	L1

[^] - ineligible for 2015 post season

Week 10 Schedule

Saturday, November 7

Florida A&M at Hampton, 1 p.m.

Howard at Stony Brook, 1 p.m.

North Carolina A&T at South Carolina State, 1:30 p.m.

North Carolina Central at Delaware State, 2 p.m.

Savannah State at Norfolk State, 2 p.m.

Morgan State at Bethune-Cookman, 4 p.m.

All times Eastern Standard

2015 MEAC PRESEASON POLL

1.	North Carolina A&T (9)	425
2.	South Carolina State (4)	408
3.	Bethune-Cookman (1)	387
4.	North Carolina Central (4)	334
5.	Morgan State	318
6.	Hampton (2)	276
7.	Norfolk State	170
8.	Florida A&M*	164
9.	Howard	146
10.	Delaware State (1)	97
11.	Savannah State* (1)	69

*Florida A&M and Savannah State are not eligible for post season competition.

PLAYOFFS???...

- Despite the announcement of the Celebration Bowl, a member of the MEAC still has the possibility of participating in the FCS Playoffs. A member would have to accept an at-large bid to the playoffs, which last happened with South Carolina State accepting the at-large bid in 2013.
- That same year, #12 Bethune-Cookman earned the league's automatic bid to the FCS Playoffs before falling at #11 Coastal Carolina in the opening round.

CONFERENCE MISSES...

- Bethune-Cookman's two conference "misses" in 2015 are Hampton and Howard. This will mark the first time since 1994 that B-CU is not facing the Hampton Pirates – that was a season prior to Hampton becoming a member of the MEAC. The Cats did not face the Bison of Howard in 2011 nor 2012.

BETHUNE-COOKMAN DRESS CODE...

- For the sixth year in a row, the Wildcats are taking the field wearing the fully integrated Russell Athletics uniform system, with a perfect partnership set forth by the Mid-Eastern Athletic Conference. Under head coach **Terry Sims**, the Wildcats will **NEVER** wear the same uniform combination in any week during the season. Here's a breakdown of this year's game-by-game combinations:

WK	Helmet	Jersey	Pants
1	Grey	White	Grey
2	Gold/Maroon	White	Gold
3	White	Grey	White
4	Maroon	Maroon	Maroon
5	White	White	White
6	Black	Black	Black
7	Maroon	White	Maroon
8	Gold/Maroon	Maroon	Maroon
9	Black	White	Black

LAST YEAR...

- B-CU went 9-3 in 2014 (6-2 MEAC), claiming a share of the school's third consecutive Mid-Eastern Athletic Conference championship. One of the biggest moments of the year was the season-opening victory at FIU, marking the second time in as many years the Wildcats registered a victory over an FBS opponent. B-CU ended the season with a victory over rival Florida A&M in the annual *Florida Blue Florida Classic* at the Orlando Citrus Bowl Stadium, giving the Cats their school-record fourth consecutive win over their conference foes from Tallahassee.

2015 SCHEDULE...

- Bethune-Cookman's 2015 football schedule, with five home games at Municipal Stadium aka "The Cage", features four nationally-televised contests. The slate also sees a season-opener at ACC opponent Miami, before traveling to SWAC member Grambling State for the return of a home-and-home series with the Tigers that began a season ago in Daytona Beach. The home-opener against Lane (Sept. 19) serves as Church & Community Day, with B-CU returning home the following week in the league opening game against Savannah State (Sept. 26). B-CU then travels to N.C. Central (Oct. 3) before returning home against S.C. State (Oct. 8) for the ESPN Thursday night broadcast. B-CU travels to N.C. A&T (Oct. 17), then comes back to Daytona Beach for Homecoming against Norfolk State (Oct. 24). The Cats return to the road for a game on Halloween against Delaware State (Oct.), then comes home to "The Cage" for Senior Appreciation Day against Morgan State (Nov. 7). The regular season concludes with the *Florida Blue Florida Classic* against Florida A&M (Nov. 21) in Orlando, Fla.

TIP OF THE CAP...

- Bethune-Cookman's 2015 roster includes five players that have already earned their degree.
- The four owning degrees already from B-CU are the following: Marquis Drayton, Deitrich Johnson, Anthony Jordan, Dwayne Montgomery and Cary White.

FIND US SOCIALLY

- For all the latest information on Bethune-Cookman Wildcats Football, follow @BCUathletics or @BCUGridIron on Twitter. Fans and media can also follow the Wildcats on Instagram (@BCUathletics), Facebook (BCUathletics) and Snap Chat (BCUathletics). For the official B-CU YouTube page, please follow The BCU CatEye Network.



B-CU FOOTBALL QUICK FACTS

UNIVERSITY INFORMATION

Location	Daytona Beach, Fla.
Enrollment	4,100
Founded	1904
Nickname	Wildcats
Colors	Maroon and Gold
President	Dr. Edison O. Jackson
V.P. for Intercollegiate Athletics	Lynn W. Thompson
Conference	Mid-Eastern Athletic (MEAC)
Stadium / Capacity	Municipal Stadium / 9,601
Press Box Phone	386-671-8968/8973
Ticket Office Phone	386-481-2465

COACHING STAFF

Head Coach	Terry Sims
Record at B-CU	7-2 (1st season)
Career Record	7-2 (1st season)
Asst. HC / Tight Ends / Recruiting Coord.	Lawal McCray
Assoc. HC / Def. Coord. / LBs	Charles "Yogi" Jones
Offensive Coord. / QBs	Jim Pry
Special Teams Coordinator	Aashon Larkins
Cornerbacks	Terry Williams
Defensive Line / Recruiting Coord.	Earl Lane
Offensive Line	John Powers
Running Backs	Carl Franks
Safeties	Darrin Hayes
Wide Receivers	Will Glover
Quality Control (Defense)	Ryan Lewis
Quality Control (Offense)	Matt Johnson
Defensive Analyst	Tim Burke

SUPPORT STAFF

Chief of Staff	Jeff Fagan
Director of Player Personnel	Jean Dessein
Head Strength Coach	Corliss Fingers
Media & Video Coordinator	Russell Delaughter
Administrative Assistant to Head Coach	Lakiah Robinson
Head Football Athletic Trainer	Scott Armstrong
Equipment Manager	Michael Humphrey

COMMUNICATIONS (FOOTBALL)

Asst. AD for Communications	Bryan J. Harvey
Cell	757-268-4561
E-mail	harveyb@cookman.edu
Twitter	@SoBeeHarv
Associate Director	Andrea Wheeler
Cell	919-806-6689
E-mail	wheeler@cookman.edu
Twitter	@awheeler4
Staff Writer/Historian	Dan Ryan
Cell	801-376-6883
E-mail	ryand@cookman.edu
Twitter	@DaytonaDan
Website	www.BCUathletics.com
Football Twitter	@BCUGridIron
Mailing Address	640 Dr. Mary McLeod Bethune Blvd. Office of Athletic Communications Daytona Beach, FL 32114

NOTIN' THE OPPONENT: MORGAN STATE UNIVERSITY

PRESEASON PICKED LAST

• Morgan State, who finished as the MEAC co-Champions a season ago, was picked to finish fifth (5th) to co-defending MEAC defending champion and Preseason #1 North Carolina A&T and #2 South Carolina State.

RETURN MEN

• The 2015 Morgan State Bears return 64 letterwinners, including 20 starters – 8 on offense, 9 on defense and 2 on special teams.

BEARS OPEN 117TH SEASON OF FOOTBALL

• MSU enters its 117th season of football, and the second under head coach Lee Hull.

BEARS NAME TEAM CAPTAINS

• The MSU Bears wrapped up the preseason by naming the team captains for the 2015 season. The leadership group is comprised of a senior, two juniors and a sophomore ... offense – Andrew King (Columbia, Md.), defense – Andrew Mitchell (Memphis, Tenn.) and Greg Gibson (Houston, Texas) and special teams – Chris Moller (Newport News, Va.).

MORGAN STATE QUICK HITS

- Head Coach Lee Hull (2nd Season)
- Career Record: 10-10
- 2015 Record: 3-4
- 2015 MEAC Record: 3-2

• The Bears are a young team after losing several players to start the season. After two games, the Bears have 14 players who have made their first career starts. WR Brian Gentry, WR Kirby Linscomb IV, RB Orlando Johnson, LT Joshua Miles, LG Cooper Clarkin and RG Adrien Allen made their first starts on offense. LB Damare' Whitaker, LB Mike Gaynor, LB Jordan Cry, LB Malachi Washington, S Fonyi Agendia, S Cravon Rogers, S Eric Alvis and NT Jai Franklin made their first starts on defense.

• Morgan State has several different faces who have entered the touchdown scoring column this season.

• With Seth Higgins and Willie Gillus getting into the endzone at North Carolina Central, MSU now has 10 different players (eight offensive players) who have scored touchdowns through seven games.

• Last year, 14 Bears finished the season with a touchdown scored.

• Junior starting running back Orlando Johnson entered the Delaware State game with 35 carries for 102 yards. Against the Hornets he topped virtually all those totals with a take-notice 124 yards rushing off 21 carries with a kickoff return for 8 yards. He had five rushes of over 10 yards and his 8-yard TD run in the fourth quarter placed a stamp on the Bears 26-6 victory. He led the Bears with 90 yards on 20 carries vs. Hampton.

• Head coach Lee Hull is 4-4 at MSU in games decided by 7 points or less. The Bears lost three games by three games or less in 2014 (at Eastern Michigan, 31-28; at Holy Cross, 29-26; and at Norfolk State, 21-20. This season they lost at N.C. Central by a score of 20-17.



2015 SCHEDULE

Sept. 5	at Air Force	L, 7-63
Sept. 12	at Illinois State	L, 14-67
Sept. 19	Virginia-Lynchburg	W, 61-0
Sept. 26	vs. Howard	W, 21-13
Oct. 3	at Delaware State	W, 26-6
Oct. 10	Savannah State	W, 42-3
Oct. 17	Hampton	L, 10-20
Oct. 24	at North Carolina Central	L, 17-20
Nov. 7	at Bethune-Cookman	4 p.m.
Nov. 14	Florida A&M	1 p.m.
Nov. 21	Norfolk State	1 p.m.

2014 RESULTS

Aug. 30	at Eastern Michigan	L, 28-31
Sept. 6	at Holy Cross	L, 26-29
Sept. 13	Bowie State	W, 28-3
Sept. 20	vs. Howard	W, 38-35
Sept. 27	at Norfolk State	L, 14-15
Oct. 4	at Florida A&M	W, 24-9
Oct. 18	North Carolina Central	W, 21-20
Oct. 25	at Villanova	L, 28-48
Nov. 1	at Hampton	W, 38-35
Nov. 8	at North Carolina A&T	L, 0-45
Nov. 15	South Carolina State	W, 24-21
Nov. 22	Delaware State	W, 69-7



2015 BETHUNE-COOKMAN DEPTH CHART • GAME 10 vs. Morgan State

OFFENSE

QB	3	QUENTIN WILLIAMS	6-0, 190, R-Sr.
	2	Larry Brihm, Jr.	5-11, 209, R-Soph.
RB	1	ANTHONY JORDAN	6-0, 220, Grad.
	26	Cary White	5-10, 210, Grad.
RB	21	MICHAEL D. JONES	6-2, 187, Jr.
	30	Jamaruz Thompkins	5-11, 211, Jr.
WR	80	KEAVON MITCHELL	5-9, 173, Fr.
	15	Frank Brown	5-11, 185, R-Soph.
WR	4	JONTAVIOUS CARTER	6-3, 200, R-Jr.
	8	Jaime Wilson	5-11, 196, R-Jr.
TE	86	JA-QUAN LUMAS	6-4, 225, Jr.
	85	Julian Johnson	6-3, 250, R-Sr.
LT	57	TREVIN HUFF	6-4, 270, R-Jr.
	78	Travis Turner	6-4, 290, R-Sr.
LG	66	DAZZIE MORRIS	6-2, 260, Jr.
	52	Romia Wilson	5-10, 310, Sr.
C	71	PHILLIP NORMAN	6-4, 318, R-Soph.
	66	Dazzie Morris	6-2, 260, Jr.
RG	77	DARIUSZ BLADEK	6-4, 329, R-Jr.
	63	Jarrett Tingle	6-3, 307, Jr.
RT	69	DWAYNE MONTGEMERY	6-5, 273, Grad.
	70	Justin Martinez	6-3, 275, R-Soph.

DEFENSE

DE	93	ANTHONY MEYERS	6-2, 352, Soph.
	49	Delwaun Beard	6-3, 235, Jr.
DT	59	DREW HARRIS	6-4, 250, Fr.
	91	Kevin Thompson	6-4, 230, Soph.
DT	50	DeMARCUS WOMACK	6-4, 305, Jr.
	53	Taivon Butler	6-2, 251, Soph.
DE	58	JAMAL THOMAS	6-2, 295, Fr.
	98	Junior Estelus	6-1, 286, R-Sr.
OLB	16	DONALD SMITH	6-0, 218, R-Sr.
	44	Jason Smith, Jr.	6-1, 215, Sr.
MLB	42	TRENTON BRIDGES	6-0, 234, R-Fr.
	46	Atreyu Farrior	6-1, 220, R-Soph.
OLB	11	ROBERT WAY	6-1, 220, R-Sr.
	9	Veion Robinson	6-2, 207, Soph.
CB	20	JOCELYN BORGELLA, Jr.	5-6, 183, Sr.
	24	James Darby II	5-8, 180, R-Fr.
FS	34	TY'RE SIMMONS	5-9, 178, Sr.
	23	Michael Westray	6-1, 200, R-Jr.
SS	6	MARQUIS DRAYTON	6-1, 201, R-Sr.
	22	Diquan Richardson	5-11, 167, Soph.
CB	35	ELLIOTT MILLER	5-9, 158, Fr.
	24	James Darby II	5-8, 180, R-Fr.

SPECIALISTS

PK	41	URIEL HERNANDEZ	5-7, 190, Fr.
	39	Javaunie Francis	6-3, 218, Fr.
KO	39	JAVAUNIE FRANCIS	6-3, 218, Fr.
	41	Uriel Hernandez	5-7, 190, Fr.
P	38	JONATHAN CAGLE	6-3, 183, Jr.
	39	Javaunie Francis	6-3, 218, Fr.
LS	64	MURPHY ALLEN	6-2, 260, R-Soph.
	26	Cary White	5-10, 210, Grad.
SS	64	MURPHY ALLEN	6-2, 260, R-Soph.
	26	Cary White	5-10, 210, Grad.
HO	38	JONATHAN CAGLE	6-3, 183, Jr.
	2	Larry Brihm, Jr.	5-11, 209, R-Soph.
PR	15	FRANK BROWN	5-11, 209, R-Soph.
	80	Keavon Mitchell	5-9, 173, Fr.
KR	6	MARQUIS DRAYTON	6-1, 201, R-Sr.
	30	Jamaruz Thompkins	5-11, 211, Jr.

START CHART

OFFENSE

Player	'12	'13	'14	'15	Streak	Career
Bladek	–	11	10	8	5	29
Brihm	–	–	1	1	–	2
Brown	–	–	7	5	–	12
Carter	–	6	–	3	2	9
Jawill Davis	–	–	–	8	8	8
K. Davis	–	–	1	–	–	1
Dillard	–	–	1	–	–	1
Huff	–	5	10	8	2	23
M. Jones	–	–	–	1	–	1
J. Johnson	–	–	–	1	–	1
Jordan	–	5	6	8	7	19
Lumas	–	–	1	3	–	4
Mitchell	–	–	–	8	8	8
Montgemery	–	–	9	9	15	18
Morris	–	–	4	7	3	11
Nelson	–	–	–	2	–	2
Norman	–	–	–	6	6	6
Turner	–	–	1	–	–	1
White	–	2	4	–	–	6
O. Williams	7	7	10	9	13	33
J. Wilson	–	–	7	4	2	11
R. Wilson	–	–	7	7	–	14

START CHART

DEFENSE

Player	'12	'13	'14	'15	Streak	Career
Beard	–	–	–	3	–	3
Borgella	1	–	–	7	7	8
Bridges	–	–	–	9	9	9
Bryant	2	–	–	–	–	2
Butler	–	–	–	3	–	3
Darby	–	–	–	2	–	2
Je. Davis	–	–	–	1	–	1
Drayton	–	10	5	6	1	21
Estelus	–	–	2	1	–	3
Evans	–	–	–	6	3	6
Harris	–	–	–	4	4	4
Meyers	–	–	–	2	–	2
Miller	–	–	–	7	4	7
Richardson	–	–	–	3	–	3
T. Simmons	–	–	11	9	20	21
Smith	1	4	10	9	13	24
Thomas	–	–	–	8	8	8
K. Thompson	–	–	–	2	–	2
Way	–	–	1	9	9	10
Westray	–	–	1	–	–	1
A. Williams	–	–	6	1	–	7
T. Williams	–	–	–	2	–	2
Womack	–	–	–	5	5	5

START CHART

SPECIAL TEAMS

Player	'12	'13	'14	'15	Streak	Career
Cagle	–	12	11	9	32	32
Francis	–	–	–	6	1	6
Hernandez	–	–	–	8	8	8
Murphy	–	–	11	9	20	20

PRONUNCIATION GUIDE

Delwaun Beard	DELL-won
Dariusz Bladek	DARE-ee-YOU-sh
	BLAY-deck
Jocelyn Borgella	BORE-jell-ah
Patrick Byndloss	Bend-LOSS
Jontavious Carter	John-TAY-VEE-us
Travares Copeland	Trey-VAR-us
Marquis Drayton	Mar-KEYS
Junior Estelus	ESS-tell-US
Atreyu Farrior	Uh-TREY-you
Javaunie Francis	Juh-VAUGHN-ee
Uriel Hernandez	YOUR-ee-ell
Metuschellah Jeudy	Muh-TWO-SHELL-uh
	JUDY
Ja-Quan Lumas	Jew-KWAN
Deonte Mayo	DEE-on-TAY
	MAY-OH
Alexander Morales	More-RAHL-es
Dre'Sean Nelson	DRAY-shun
Werley Placide	Whirl-EE
	Pluh-SEED
DiShawn Ray	DEE-sean
Veion Robinson	VEE-on
Nicholas Roos	REWS
Jamaruz Thompkins	Juh-MARE-us
Akevious Williams	Ah-KEY-VEE-us
Romia Wilson	Roe-MY-uh



TERRY SIMS

**Head Coach, First Season
Knoxville, 1994**

Terry Sims was introduced as the 15th head coach at Bethune-Cookman University on December 22, 2015. The 43-year old native of Jesup, Georgia took over the program after spending the previous five years as an assistant coach for the Wildcats. While the 2015 season will be his first as head coach, it will be his sixth year overall with the Maroon and Gold of Bethune-Cookman.

Sims is recognized nationally by several collegiate and professional coaches as “a head coach that is just now getting his program”, after being viewed as head coach material for quite some time – though continuing to serve as an assistant. His football knowledge and defensive prowess is unparalleled, and viewed by many as second-to-none. Since his arrival in Daytona Beach back in 2010, the Wildcats defense has consistently ranked in the top 25 statistically in several categories.

In his five years prior to accepting the head coaching position with the Maroon and Gold, Sims served as assistant head coach. He oversaw a variety of the day-to-day duties of the B-CU program, as well as working extensively with the safeties, and serving as special teams coordinator. He helped to coach a number of Mid-Eastern Athletic Conference all-league performers, in addition to 2013 All-America safety Nick Addison.

In 2014, B-CU once again captured no less than a share of the school’s seventh MEAC crown all-time, as well as the fourth title in the last five seasons. Once again, the defensive side of the ball was a huge part of that success, as they finished in the top three of several categories in the league, as well as nationally.

The defensive unit finished atop the FCS for total defense and rush defense. The Cats allowed just 237.5 yards per game to their opposition, while also allowing just 79.9 yards per game on the ground. The team would go on to finish second in the FCS for first downs defense, and seventh nationally in passing yards allowed (157.6 p/g).

During the 2013 campaign, the B-CU secondary once again caused havoc amongst opposing offenses around the MEAC and nation alike. In all, 14 of the team’s 19 interceptions were recorded by the secondary, including a team-high five by safety Nick Addison. The unit finished third in the MEAC for pass defense, allowing just 149.2 yards per game through the air. The Wildcats finished second in the league for interceptions, grabbing 19 and returning three for scores. That number allowed them to finish tied for fifth nationally for passes intercepted, and on the third-fewest passes attempted (326) among the top 20 team for that category.

In 2012, the Wildcats stood as the third-best team in the nation for passes intercepted, bringing down 20 on the campaign. They also improved a spot from 12th in passing defense in 2011, up to 11th in 2012. The Cats’ 20 interceptions also ranked as the most for any team sitting in the top 25 for passing defense overall. In passing efficiency defense, the Wildcats were second in the nation. For scoring defense, Bethune-Cookman not only finished second in the MEAC, but 10th nationally.

In capturing their second MEAC crown in three years, the Wildcats defense helped limit the opposition all season long in 2012. As a unit, the Cats finished second in scoring defense in the league, in addition to third in total defense. Since his arrival, the B-CU defense has finished no lower than fourth in the league in those categories.

In takeaways, the B-CU defense sat atop the league with +18 in turnover margin. That comes on the heels of the team finishing atop the league in red zone defense. That was up a space from 2011 where they finished the season second in the league.

During the 2011 campaign, the Wildcats improved nationally to 14th in the NCAA FCS in pass defense, holding opponents to just 174.5 yards passing per game.

Sims aided Bethune-Cookman in reaching fourth in the final NCAA FCS rankings for pass efficiency defense (93.97) in 2010, in addition to ranking 25th nationally in pass defense (174.92 YPG). His defensive backs combined for 13 interceptions, making a big contribution to B-CU’s number one ranking in the NCAA for turnover margin.

Before arriving in Daytona Beach, Sims spent four seasons as recruiting coordinator, special teams coordinator and defensive backs coach at Howard University. Prior to moving into the MEAC, Sims coached cornerbacks at the University of Louisiana at Lafayette for two seasons, working to improve passing coverage, and aiding the Ragin’ Cajuns in attaining top-25 national pass defense rankings.

An experienced coach with ties to Texas and the Mid-Atlantic region, Sims previously served in the secondary at Prairie View A&M. While working with the Panthers, Sims coached the defensive backs, in addition to kick returners. He was also in charge of breaking down film and preparing opponent scouting reports. Additionally, he was active in the planning of recruiting weekends, organizing on-and-off campus recruiting, while serving the role of academic and compliance liaison.

Prior to joining the PVAMU staff in 2004, Sims was the defensive backs coach at Texas Southern University in Houston, also serving as the assistant head coach for three seasons and was recruiting and video coordinator.

During his four-year term with the Tigers, Sims coached some of the top defensive backs in the Southwestern Athletic Conference, including Santino Hall, who finished the 2001 season leading the conference in pass breakups with 20, and Oliver Celestine, who led TSU in interceptions and broke the school record for yards on an interception return. Both players went on to play professionally (Celestine: NY Jets, Hall: Saskatchewan Roughriders).

Before coaching at TSU, Sims worked with the running backs at Austin Peay for three seasons. He produced the 1997 Offensive MVP, Chris Black, and DeAunta McAfee, who tied the school touchdown record.

Sims began his coaching career as a student assistant in 1994, working with the linebackers at his alma mater, Knoxville College. His next stop was at the University of Louisville, where he assisted the defensive backs as a graduate assistant in 1995 and had the opportunity to work with Sam Madison, who set the school record for interceptions (16) and passes defended (44), going on to be a four-time Pro Bowl selection with the Miami Dolphins and tie the NFL interception record (21).

Sims is a 1994 graduate of Knoxville College, where he was a team captain as a defensive back on the gridiron, while also patrolling center field in baseball. He would go on to earn his Master’s Degree from Louisville in 1997. A native of Jesup, Ga., Sims is married to Joyce. The couple has two children: daughter Sierra, and son Xavier.



SIMS FILE

PERSONAL

Hometown	Jesup, Ga.
Education	Knoxville, 1994 (B.S., Psychology) Louisville, 1997 (M.Ed., Education)
Family	wife Joyce; daughter Sierra; son Xavier

COACHING EXPERIENCE

1994	Linebackers (Student Assistant), Knoxville
1995-96	Defensive Backs (Graduate Assistant), Louisville
1997-99	Running Backs/Recruiting Coord., Austin Peay
2000	Defensive Backs/Recruiting Coord., Texas Southern
2001-03	Asst. Head Coach/Defensive Backs, Texas Southern
2004	Defensive Backs/Special Teams, Prairie View A&M
2005-06	Cornerbacks, UL-Lafayette
2006-09	DBs/Special Teams/Recruiting Coord., Howard
2006-09	DBs/Special Teams/Recruiting Coord., Howard
2010-14	Asst. HC/Safeties/Special Teams, Bethune-Cookman
2015	Head Coach, Bethune-Cookman

FCS PLAYOFF EXPERIENCE, COACH (3)



2010	Second Round vs. New Hampshire
2012	First Round vs. Coastal Carolina
2013	First Round at Coastal Carolina

PLAYING EXPERIENCE

1990-93	Knoxville
----------------	-----------



GAME RECAPS

GAME 1 • MIAMI GARDENS, FLA. • SUN LIFE STADIUM			
		BETHUNE-COOKMAN	0
		MIAMI (FLA.)	45
SCAN QR CODE FOR: Photos, Stats, Interviews, Highlights, Game Replay			

GAME NOTES

- The 45-0 loss tonight marks the first shutout loss for the Wildcats in a span of 94 games, dating back to Nov. 11, 2006.
- The loss for Bethune-Cookman marks the fourth of its kind against an Atlantic Coast Conference opponent. B-CU is 0-3 against Miami, and 0-1 against Florida State.
- In his second game ever as a kick returner, SS Marquis Drayton logged five kickoff returns for 110 yards – including a 31-yarder after the weather delay.
- With Bethune-Cookman trailing 10-0 in the second quarter, a delay of over an hour – officially one hour and 14 minutes, stopped play due to inclement weather. The delay forced the third and fourth quarters to be just 10 minutes in length.
- Despite Quentin Williams getting the start, both Larry Brihm and Williams saw action under center. That marks the fifth consecutive season B-CU has used a two-quarterback system.

STATISTICS

SCORING	1	2	3	4	OT	F
Bethune-Cookman	0	0	0	0	—	0
Miami (Fla.)	7	24	7	7	—	45

SCORING SUMMARY

1st	6:42	UM	Dobard 5 pass from Kaaya (Badgley kick)
2nd	12:21	UM	Badgley 25 field goal
	3:42	UM	Scott 17 pass from Kaaya (Badgley kick)
	2:21	UM	Yearby 25 run (Badgley kick)
	1:37	UM	Elder 72 punt return (Badgley kick)
3rd	2:14	UM	Walton 5 run (Badgley kick)
4th	2:27	UM	Gray 1 run (Badgley kick)

TEAM STATISTICS	BCU	UM
FIRST DOWNS	5	20
RUSHES-YARDS (NET)	35-53	26-195
PASSING YDS (NET)	26	184
Passes Att-Comp-Int	11-4-2	31-17-0
TOTAL OFFENSE PLAYS-YARDS	46-79	57-379
Fumble Returns-Yards	0-0	0-0
Punt Returns-Yards	1-11	4-83
Kickoff Returns-Yards	5-110	1-27
Interception Returns-Yards	0-0	2-4
Punts (Number-Avg)	10-37.0	4-44.0
Fumbles-Lost	1-0	2-1
Penalties-Yards	8-60	4-30
Possession Time	27:38	22:22
Third-Down Conversions	1 of 12	3 of 11
Fourth-Down Conversions	0 of 1	2 of 2
Red-Zone Scores-Chances	0-0	5-5
Sacks By: Number-Yards	1-7	5-35

INDIVIDUAL STATISTICS

RUSHING: BCU — Thompkins 3-14; Jordan 6-12; Q. Williams 15-11; Brihm 4-11; White 2-8. UM — Walton 10-85; Gray 8-77; Yearby 6-40.

PASSING: BCU — Q. Williams 2-7-1-8; Brihm 2-4-1-18. UM — Kaaya 16-27-0-173, 2 TD; Rosier 1-4-0-11.

RECEIVING: BCU — Wilson 2-18; Davis 1-10; Jordan 1-minus 2. UM — Scott 6-100; Dobard 2-20; Coley 2-11; Waters 2-10; Yearby 2-8; Lewis 1-17; Gray 1-11; Berrios 1-7.

INTERCEPTIONS: BCU — None. UM — Burns 1-4; Jenkins 1-0.

FUMBLES: BCU — M. Jones 1-0. UM — Kaaya 1-1; Gray 1-0.

SACKS (UA-A): BCU — Evans 1-0. UM — Gayot 1-1; Elder 1-0; Harris 0-1; McCord 0-1; Kamalu 0-1; Norton 1-0.

TACKLES (UA-A): BCU — D. Richardson 4-1; Way 3-1; Drayton 3-0; Beard 2-1; T. Simmons 2-1; Darby 2-1; Miller 2-1; Thompson 2-1; Mayo 1-2. UM — Harris 2-3; Gayot 3-1; McCray 2-2; Jackson 1-3; Elder 3-0; McCord 2-1; Johnson 1-2; Grace 1-2.

GAME 2 • GRAMBLING, LA. • EDDIE G. ROBINSON STADIUM			
		BETHUNE-COOKMAN	56
		GRAMBLING STATE	53
SCAN QR CODE FOR: Photos, Stats, Interviews, Highlights, Game Replay			

GAME NOTES

- Terry Sims tallied his first win as a collegiate head coach in the victory on the road.
- The 56 points by Bethune-Cookman is the most since scoring 66 against Virginia Union on Sept. 7, 2013. The last time B-CU scored 56 or more points against a Division I opponent was a 59-point outburst against Savannah State on Nov. 12, 2011.
- Bethune-Cookman's victory gives the Wildcats their first winning streak (consecutive wins) against Grambling State for the first time in history.
- Redshirt sophomore WR Jawill Davis hauled in a career-best eight catches for a career-high 199 yards and two touchdowns in a come-from-behind win for Bethune-Cookman over Grambling State on the road in Louisiana. For Davis, the touchdown receptions were the first in his career.

STATISTICS

SCORING	1	2	3	4	OT	F
Bethune-Cookman	0	14	14	28	—	56
Grambling State	7	7	10	29	—	53

SCORING SUMMARY

1st	4:05	GS	J. Williams 5 run (Orozco kick)
2nd	9:29	GS	C. Williams 4 pass from J. Williams (Orozco kick)
	6:56	BC	Lumas 5 pass from Brihm (Hernandez kick)
	1:11	BC	Brown 7 pass from Brihm (Hernandez kick)
3rd	13:18	GS	Orozco 42 field goal
	6:39	BC	J. Wilson 8 pass from Brihm (Hernandez kick)
	4:11	GS	C. Williams 0 fumble recovery (Orozco kick)
	2:15	BC	Jordan 2 run (Hernandez kick)
4th	14:56	GS	Orozco 41 field goal
	13:18	GS	Jolivet safety
	11:39	GS	Orozco 42 field goal
	9:08	BC	Brown 8 pass from Q. Williams (Q. Williams rush failed)
	7:34	BC	Jawill Davis 29 pass from Q. Williams (Hernandez kick)
	5:06	GS	Carter 35 run (Orozco kick)
	3:37	BC	Jawill Davis 28 pass from Q. Williams (Carter pass from Q. Williams)
	1:48	BC	Jordan 41 run (Hernandez kick)
	0:54	GS	Rogers 12 pass from J. Williams (Orozco kick)

TEAM STATISTICS	BCU	GSU
FIRST DOWNS	24	30
RUSHES-YARDS (NET)	36-60	42-177
PASSING YDS (NET)	463	347
Passes Att-Comp-Int	48-34-0	48-31-1
TOTAL OFFENSE PLAYS-YARDS	84-523	90-524
Fumble Returns-Yards	0-0	0-0
Punt Returns-Yards	1-4	2-11
Kickoff Returns-Yards	8-151	8-174
Interception Returns-Yards	1-0	0-0
Punts (Number-Avg)	8-31.0	5-44.2
Fumbles-Lost	4-1	4-2
Penalties-Yards	7-111	11-139
Possession Time	32:43	27:17
Third-Down Conversions	8 of 17	3 of 14
Fourth-Down Conversions	0 of 0	1 of 2
Red-Zone Scores-Chances	5-5	4-5
Sacks By: Number-Yards	2-14	5-27

INDIVIDUAL STATISTICS

RUSHING: BCU — Jordan 12-33; M.D. Jones 5-27.

GSU — J. Williams 17-61; Carter 10-54; Kelly 12-48.

PASSING: BCU — Brihm, Jr. 17-26-0-219, 3 TD;

Q. Williams 17-22-0-244, 3 TD. GSU — Williams 31-48-1-347, 4 TD.

RECEIVING: BCU — Jawill Davis 8-199; Mitchell 6-85; Brown 6-65;

J. Wilson 5-44. GSU — C. Williams 11-140; Rogers 8-98;

Hunter 2-26.

INTERCEPTIONS: BCU — Drayton 1-0. GSU — None.

FUMBLES: BCU — Jordan 2-1; Mitchell 1-0; Q. Williams 1-0.

GSU — Carter 1-0; Bazile 1-1; Kelly 1-1; C. Williams 1-0.

SACKS (UA-A): BCU — Evans 1-1; Butler 0-1. GSU — Jolivet 2-0;

Bailey 1-0; Roach 1-0; Madise 1-0.

TACKLES (UA-A): BCU — Richardson 7-4; Evans 5-3; Bridges 3-5; Way 5-2; T. Simmons 4-2; A. Williams 4-0; Beard 4-0. GSU — Taylor 2-6; Stallworth 6-1; Griffith 4-3; Jackson 4-2; Jolivet 5-0.

GAME 3 • DAYTONA BEACH, FLA. • MUNICIPAL STADIUM			
		LANE	3
		BETHUNE-COOKMAN	7
SCAN QR CODE FOR: Photos, Stats, Interviews, Highlights, Game Replay			

GAME NOTES

- With just a field goal surrendered, the Bethune-Cookman defense registered its first game at home without allowing a touchdown since collecting a 48-3 win over Norfolk State on Oct. 20, 2012.
- Anthony Jordan's 74 yards rushing led the Wildcats to a season-best 209 yards on the ground. Michael D. Jones added 70 and Quentin Williams supplied 63 from his quarterback position.
- Linebackers Robert Way and Donald Smith each tallied a team-high nine tackles, while Way chipped in with 2.5 tackles for loss.
- With a win in his home debut, Terry Sims joins Larry Little, Alvin B. Wyatt, Sr. and Brian Jenkins as head coaches to win their home debut inside Municipal Stadium.
- The 7-3 victory was the first time the Wildcats failed to reach double figures at home since a 24-3 loss to South Carolina State on September 12, 2009.

STATISTICS

SCORING	1	2	3	4	OT	F
Lane	0	0	0	3	—	3
Bethune-Cookman	0	7	0	0	—	7

SCORING SUMMARY

2nd	9:23	BC	Jordan 9 run (Hernandez kick)
4th	6:38	LC	Moore 28 field goal

TEAM STATISTICS	LANE	BCU
FIRST DOWNS	17	20
RUSHES-YARDS (NET)	40-180	40-209
PASSING YDS (NET)	108	186
Passes Att-Comp-Int	24-11-0	22-15-1
TOTAL OFFENSE PLAYS-YARDS	64-288	62-395
Fumble Returns-Yards	1-12	0-0
Punt Returns-Yards	0-0	3-78
Kickoff Returns-Yards	2-34	2-36
Interception Returns-Yards	1-0	0-0
Punts (Number-Avg)	5-39.2	4-43.2
Fumbles-Lost	0-0	2-2
Penalties-Yards	8-57	8-124
Possession Time	31:35	28:25
Third-Down Conversions	5 of 13	6 of 11
Fourth-Down Conversions	0 of 1	1 of 1
Red-Zone Scores-Chances	1-2	1-4

INDIVIDUAL STATISTICS

RUSHING: LANE — Willingham 5-70; Reynolds 21-61; Mitchell 3-30;

Bush 7-13. BCU — Jordan 15-74; M.D. Jones 9-70;

Q. Williams 15-63; J. Wilson 1-2.

PASSING: LANE — Reynolds 11-24-0-108.

BCU — Q. Williams 14-19-1-168; Brihm 1-3-0-18.

RECEIVING: LANE — Thomas 3-45; Mitchell 2-36; Hampton 2-7;

Crawford 1-12; Gaines 1-7; Willingham 1-5. BCU — Brown 6-55;

J. Davis 3-48; M.D. Jones 2-28; J. Wilson 2-19; Carter 1-28;

Robinson 1-8.

INTERCEPTIONS: LANE — Coates 1-0. BCU — None.

FUMBLES: LANE — None. BCU — Q. Williams 1-1; Drayton 1-1.

SACKS (UA-A): LANE — None. BCU — Farrior 1-1; Butler 0-1;

Beard 0-1; T. Simmons 0-1.

TACKLES (UA-A): LANE — Brown 12-3; Kelly 6-4; Craig 3-4; Hill 2-4;

Blackmon 2-3; Wrancher 4-0. BCU — Way 6-3; Smith 4-5;

Bridges 2-5; Borgella 2-3; Butler 3-1; Thomas 2-2; T. Simmons 1-3;

Thompson 3-0; Miller 2-1; Farrior 2-1.



GAME RECAPS

GAME 4 • DAYTONA BEACH, FLA. • MUNICIPAL STADIUM			
		SAVANNAH STATE	12
		BETHUNE-COOKMAN	42
SCAN QR CODE FOR: Photos, Stats, Interviews, Highlights, Game Replay			

GAME NOTES

- For the second consecutive game, the Bethune-Cookman defense failed to allow an offensive touchdown from the opposition. The only touchdown allowed came off an interception in the end zone by the Savannah State defense.
- The B-CU defense allowed just 91 yards rushing, marking the first time this season the defense held an opponent under 100 yards rushing in a contest. It is also the second consecutive game the defense has not allowed a rushing touchdown.
- Cornerback Jocelyn Borgella, Jr. logged his second career interception in the victory over Savannah State. In fact, both of the walk-ons' interceptions have come against Savannah State, with the last being a pick in 2013 at home against the Tigers in the friendly confines of Municipal Stadium.
- Redshirt senior quarterback Quentin Williams passed for a game-high 207 yards (just under a career-high of 22 from a season ago), and rushed for 100 yards. He became the first quarterback to pass for at least 200 yards and rush for at least 100 in a game since Jimmie Russell in 2004 (vs. FAMU – 325 passing / 101 rushing). Williams also tied a career-high with two passing touchdowns.

STATISTICS

SCORING	1	2	3	4	OT	F
Savannah State	3	0	0	9	—	12
Bethune-Cookman	7	14	7	14	—	42

SCORING SUMMARY

1st	6:10	SSU	Barron 38 FG
	3:07	BC	Wilson 13 pass from Q. Williams (Hernandez kick)
2nd	5:08	BC	Jordan 11 run (Hernandez kick)
	1:20	BC	Jawill Davis 56 pass from Brihm (Hernandez kick)
3rd	6:19	BC	M.D. Jones 2 run (Hernandez kick)
4th	13:37	SSU	Barron 42 FG
	12:41	SSU	Myers 0 interception return (Wilson rush failed)
	9:37	BC	Wilson 8 pass from Q. Williams (Hernandez kick)
	6:53	BC	M.D. Jones 50 run (Hernandez kick)

TEAM STATISTICS

	SSU	BCU
FIRST DOWNS	21	27
RUSHES-YARDS (NET)	36-91	42-289
PASSING YDS (NET)	184	303
Passes Att-Comp-Int	36-20-1	27-13-1
TOTAL OFFENSE PLAYS-YARDS	72-275	69-592
Fumble Returns-Yards	0-0	0-0
Punt Returns-Yards	1-4	1-6
Kickoff Returns-Yards	4-61	4-67
Interception Returns-Yards	1-0	1-0
Punts (Number-Avg)	5-35.0	3-50.7
Fumbles-Lost	3-1	1-1
Penalties-Yards	6-41	23-212
Possession Time	32:19	27:41
Third-Down Conversions	3 of 15	5 of 9
Fourth-Down Conversions	2 of 3	0 of 1
Red-Zone Scores-Chances	1-4	4-4
Sacks By: Number-Yards	0-0	2-17

INDIVIDUAL STATISTICS

RUSHING: SSU — R. Williams 15-79; Spaulding 11-32; Frazier 1-4; Berry 3-4. BCU — Q. Williams 9-100; M.D. Jones 11-77; Jordan 12-54; Thompkins 3-25; Brihm 5-22.

PASSING: SSU — Spaulding 11-21-0-102; Handler 9-15-1-82. BCU — Q. Williams 9-18-0-207, 2 TD; Brihm 4-9-1-96, 1 TD.

RECEIVING: SSU — J. Harris 5-37; K. Wilson 4-39; Carrera 4-38; London 2-19; Berry 1-20; Frazier 1-11; Hagan 1-9. BCU — Jawill Davis 3-77; Wilson 3-57; Mitchell 2-57; Lumas 2-47; M.D. Jones 1-43; Brown 1-13; Nelson 1-9.

INTERCEPTIONS: SSU — Myers 1-0. BCU — Borgella 1-0.

FUMBLES: SSU — Spaulding 2-1; Livingston 1-0. BCU — Q. Williams 1-1.

SACKS (UA-A): SSU — None. BCU — J. Smith 1-0; Placide 1-0.

TACKLES (UA-A): SSU — M. Smith 3-5; L. Jordan 2-4; Myers 0-5; Crowley 3-1; Bennett 3-1; Bailey 3-1; Mobley 1-3; Hilliard 0-4; Simmons 0-4; Ashford 1-2; T. Simmons 1-2; Goubadia 0-3. BCU — J. Smith 3-4; Farrior 2-4; Evans 1-4; Borgella 1-3; Beard 1-3; T. Simmons 1-3; Richardson 1-3; Thompson 0-4.

GAME 5 • DURHAM, N.C. • O'KELLY-RIDDICK STADIUM			
		BETHUNE-COOKMAN	28
		NORTH CAROLINA CENTRAL	26
SCAN QR CODE FOR: Photos, Stats, Interviews, Highlights, Game Replay			

GAME NOTES

- For the second consecutive season, Bethune-Cookman held a potential game-winning field goal attempt and came up big with a special teams play. Last year, B-CU thwarted an FIU potential attempt for the school's second win over an FBS opponent.
- With the 28-26 victory, Bethune-Cookman moved to 4-1 on the campaign. However, the win was the third of its kind that saw a B-CU margin of victory by four points or less – including the second consecutive on the road.
- Redshirt senior quarterback Quentin Williams was once again instrumental in engineering a come-from-behind victory for the Wildcats – the second of its kind on the road this season for Bethune-Cookman. The Tampa native was a perfect 5-for-5 through the air in the fourth quarter, connecting for a touchdown and rushing for 58 yards.
- All four Bethune-Cookman touchdowns took less than three minutes off the clock – the longest being a 2:40 drive to end the third quarter. Those four lightning strikes give the Wildcats 17 scoring drives out of 18 on the campaign that have taken less than three minutes off the clock.

STATISTICS

SCORING	1	2	3	4	OT	F
Bethune-Cookman	0	7	7	14	—	28
N.C. Central	0	6	20	0	—	26

SCORING SUMMARY

2nd	9:28	BC	Jordan 5 run (Hernandez kick)
	6:02	NCC	Macauley 36 field goal
	0:17	NCC	Macauley 26 field goal
3rd	11:19	NCC	Bell 4 run (Thompson rush failed)
	7:51	NCC	McClain 5 run (Macauley kick)
	3:36	NCC	Bell 1 run (Macauley kick)
	0:52	BC	Jawill Davis 29 pass from Q. Williams (Hernandez kick)
4th	14:07	BC	Jawill Davis 29 pass from Q. Williams (Hernandez kick)
	10:50	BC	M.D. Jones 6 run (Hernandez kick)

TEAM STATISTICS

	BCU	NCCU
FIRST DOWNS	16	30
RUSHES-YARDS (NET)	37-147	60-324
PASSING YDS (NET)	248	178
Passes Att-Comp-Int	19-13-2	33-18-2
TOTAL OFFENSE PLAYS-YARDS	56-395	93-502
Fumble Returns-Yards	0-0	0-0
Punt Returns-Yards	0-0	1-8
Kickoff Returns-Yards	2-36	4-85
Interception Returns-Yards	2-16	2-0
Punts (Number-Avg)	5-29.8	4-31.2
Fumbles-Lost	2-1	2-1
Penalties-Yards	8-101	9-69
Possession Time	25:15	34:45
Third-Down Conversions	4 of 11	10 of 19
Fourth-Down Conversions	0 of 0	1 of 1
Red-Zone Scores-Chances	2-4	5-6
Sacks By: Number-Yards	0-0	3-15

INDIVIDUAL STATISTICS

RUSHING: BCU — Q. Williams 14-76; Jordan 14-60; M.D. Jones 3-10; Brihm 4-8. NCCU — McClain 23-144; Bell 18-93; Augustus 10-47; Simpson 8-38; Smith 1-2.

PASSING: BCU — Q. Williams 13-18-1-248, 2 TD; Brihm 0-1-1-0. NCCU — Bell 18-31-2-178; L. Smith 0-1-0-0; TEAM 0-1-0-0.

RECEIVING: BCU — Nelson 4-65; Jawill Davis 2-58; Brown 2-30; Jordan 2-8; Carter 1-56; Lumas 1-22. NCCU — J. Smith 6-46; Wilkes 3-14; R. Simpson 2-25; Lanier 2-7.

INTERCEPTIONS: BCU — T. Simmons 2-16. NCCU — Moore 2-0.

FUMBLES: BCU — Q. Williams 2-1. NCCU — Augustus 1-0; Henry-Ajuda 1-1.

SACKS (UA-A): BCU — None. NCCU — Brown 0-2; Thompson 1-0; T. Smith 0-1; Livingston 0-1.

TACKLES (UA-A): BCU — Smith 4-9; Bridges 7-5; Borgella 7-5; Richardson 4-5; Thomas 6-1; Drayton 5-2; A. Williams 5-1; Way 3-2. NCCU — Moore 9-2; Thompson 3-6; Miles 5-2; Brown 3-4.

GAME 6 • DAYTONA BEACH, FLA. • MUNICIPAL STADIUM			
		SOUTH CAROLINA STATE	14
		BETHUNE-COOKMAN	17
SCAN QR CODE FOR: Photos, Stats, Interviews, Highlights, Game Replay			

GAME NOTES

- For the third time in the last two seasons, Bethune-Cookman played a Thursday night game on ESPN. With tonight's win, Bethune-Cookman is now 6-3 in Thursday night games since 2006.
- With the 17-14 victory, Bethune-Cookman moved to 5-1 on the campaign. However, the win was the fourth of its kind that saw a B-CU margin of victory by four points or less – including the second consecutive game, with the addition of last weekend's nail biter at North Carolina Central.
- Robert Way sparked the Bethune-Cookman defense in yet another come-from-behind win for the Wildcats over South Carolina State. The redshirt senior linebacker from Belle Glade, Florida supplied a team-high 13 tackles, four by way of primary stops, adding a tackle for loss. He also deflected a pass over the middle, and forced a fumble.
- Redshirt senior quarterback Quentin Williams was once again instrumental in engineering a come-from-behind victory for the Wildcats – the third of its kind on the season for Bethune-Cookman. The Tampa native was 3-for-8 for 48 yards, including a 24-yard strike, in the fourth quarter. For the game, Williams was 10-of-23 for 133 yards, one passing touchdown – adding 47 yards and a rushing score on the ground.

STATISTICS

SCORING	1	2	3	4	OT	F
S.C. State	0	0	7	7	—	14
Bethune-Cookman	3	0	7	7	—	17

SCORING SUMMARY

1st	0:43	BC	Hernandez 32 field goal
3rd	5:44	SCS	West 4 pass from York (Scandrett kick)
	1:05	BC	Lumas 2 pass from Q. Williams (Hernandez kick)
4th	10:43	SCS	Hamilton 82 punt return (Scandrett kick)
	5:14	BC	Q. Williams 3 run (Hernandez kick)

TEAM STATISTICS

	SCSU	BCU
FIRST DOWNS	16	16
RUSHES-YARDS (NET)	32-150	51-200
PASSING YDS (NET)	202	133
Passes Att-Comp-Int	33-20-0	23-10-0
TOTAL OFFENSE PLAYS-YARDS	65-352	74-333
Fumble Returns-Yards	0-0	0-0
Punt Returns-Yards	2-91	1-9
Kickoff Returns-Yards	4-87	3-72
Interception Returns-Yards	0-0	0-0
Punts (Number-Avg)	8-37.9	9-40.9
Fumbles-Lost	1-0	1-0
Penalties-Yards	18-144	6-68
Possession Time	27:56	32:04
Third-Down Conversions	4 of 14	5 of 17
Fourth-Down Conversions	0 of 1	1 of 1
Red-Zone Scores-Chances	1-2	3-3
Sacks By: Number-Yards	3-18	1-3

INDIVIDUAL STATISTICS

RUSHING: SCSU — Simmons 14-91; Taylor 6-20; Kollock, Jr. 3-16; Brown 2-10; Lewis-Freeman 3-8. BCU — Jordan 22-121; Q. Williams 11-47; M.D. Jones 13-35; White 2-3.

PASSING: SCSU — York 15-26-0-175, 1 TD; Kollock, Jr. 5-7-0-27. BCU — Q. Williams 10-23-0-133, 1 TD.

RECEIVING: SCSU — Jamison 7-31; West 6-84; Hemingway 4-73; Caldwell 1-21; Samuel 1-1. BCU — Scott 2-31; Lumas 2-30; M.D. Jones 2-24; Carter 1-24; Jawill Davis 1-12; Mitchell 1-7; Nelson 1-5.

INTERCEPTIONS: SCSU — None. BCU — None.

FUMBLES: SCSU — Hemingway 1-0. BCU — Q. Williams 1-1; Drayton 1-1.

SACKS (UA-A): SCSU — None. BCU — Q. Williams 1-0.

TACKLES (UA-A): SCSU — Taylor 4-10; Leonard 3-10; Owens 4-4; Newell 2-6; Henry 3-4; Hargrave 2-5; Pauling 2-3; Chestnut 2-3; Richard 1-4; Powell 1-3; Settles 0-4. BCU — Way 4-9; Drayton 3-6; Bridges 3-4; Borgella 3-4; Richardson 3-3; Butler 2-4; Harris 1-3; Smith 1-2; Thompson 1-2.



GAME RECAPS

GAME 7 • GREENSBORO, N.C. • AGGIE STADIUM		
	 BETHUNE-COOKMAN	14
	 NORTH CAROLINA A&T	24
SCAN QR CODE FOR: Photos, Stats, Interviews, Highlights, Game Replay		

GAME NOTES

- In the first quarter, Quentin Williams connected with receiver Jontavious Carter for an 82-yard scoring strike – the longest play from scrimmage all season for the Wildcats. It was also a career-long reception for the redshirt junior receiver from Georgia.
- Redshirt sophomore quarterback Larry Brihm, Jr. came into the game during the second half, rushing for a touchdown in the fourth quarter to cut the North Carolina A&T lead at 17-14. On the day, he connected on 17-of-25 passes for 167 yards, rushing for another 14 yards.
- Redshirt sophomore receiver Jawill Davis tallied a game-high six receptions for a game-high 103 yards. He has now caught a pass in every game during the 2015 campaign.
- For the third time this season, Bethune-Cookman put up at least 400 yards of total offense, amassing 440 on the day. The last time B-CU lost when producing at least 400 yards of offense was a 40-35 setback to Hampton last season in Virginia, after the Wildcats turned in 483 yards of offense in the loss against the Pirates.

STATISTICS

SCORING	1	2	3	4	OT	F
Bethune-Cookman	7	0	0	7	—	14
N.C. A&T	0	10	7	7	—	24

SCORING SUMMARY

1st	6:55	BC	Carter 82 pass from Q. Williams (Hernandez kick)
2nd	12:47	A&T	C. Jones 29 FG
	3:45	A&T	Keyes 2 pass from Quick (C. Jones kick)
3rd	5:49	A&T	Keyes 4 pass from Raynard (C. Jones kick)
4th	14:55	BC	Brihm 7 run (Hernandez kick)
	11:23	A&T	Cohen 33 run (C. Jones kick)

TEAM STATISTICS

	BCU	A&T
FIRST DOWNS	20	14
RUSHES-YARDS (NET)	36-82	39-157
PASSING YDS (NET)	358	90
Passes Att-Comp-Int	38-26-1	22-13-0
TOTAL OFFENSE PLAYS-YARDS	74-440	61-247
Fumble Returns-Yards	0-0	1-15
Punt Returns-Yards	1-2	2-65
Kickoff Returns-Yards	4-48	2-26
Interception Returns-Yards	0-0	1-2
Punts (Number-Avg)	4-31.0	6-39.5
Fumbles-Lost	1-1	0-0
Penalties-Yards	9-54	6-50
Possession Time	30:36	29:24
Third-Down Conversions	4 of 15	4 of 13
Fourth-Down Conversions	2 of 5	1 of 1
Red-Zone Scores-Chances	1-2	3-3
Sacks By: Number-Yards	2-15	2-22

INDIVIDUAL STATISTICS

RUSHING: BCU — Jordan 11-54; M.D. Jones 10-21; Brihm 6-14.
NCAT — Cohen 20-116; Quick 12-47; A. Williams 3-1; Gardin 1-1.

PASSING: BCU — Brihm 17-25-0-167; Q. Williams 9-13-1-191, 1 TD.
NCAT — Raynard 5-13-0-27, 1 TD; Quick 8-9-0-63, 1 TD.

RECEIVING: BCU — Jawill Davis 6-103; Nelson 4-31; Carter 3-98;
M.D. Jones 3-52; Brown 3-21. NCAT — Cohen 5-29; Keyes 4-32;
Gabriel 2-18; Wilson 1-7.

INTERCEPTIONS: BCU — None. NCAT — Lockhart 1-minus 2.

FUMBLES: BCU — Jawill Davis 1-1. NCAT — None.

SACKS (UA-A): BCU — Evans 1-0; J. Smith 1-0.
NCAT — Reynolds 1-0; Neal 1-0.

TACKLES (UA-A): BCU — Bridges 5-3; Richardson 5-2; D. Smith 2-5;
Way 2-4; Thompson 3-1; T. Simmons 1-3; Harris 3-0; Thomas 1-2;
Borgella 1-2. NCAT — Reynolds 5-2; Keyes 4-3; Albert 4-2;
Lockhart 4-2; Ragland 3-3; Suttles 5-0; D. Jones 4-1; McRae 4-1;
McCoy 4-0.

GAME 8 • DAYTONA BEACH, FLA. • MUNICIPAL STADIUM		
	 NORFOLK STATE	49
	 BETHUNE-COOKMAN	59
SCAN QR CODE FOR: Photos, Stats, Interviews, Highlights, Game Replay		

GAME NOTES

- The 108 combined points between Bethune-Cookman and Norfolk State was the most in a Homecoming for Bethune-Cookman, while the 59 points was just shy of a record 61 points scored back in 1961.
- Redshirt senior quarterback Quentin Williams passed for a career-best 386 yards and four touchdowns, connecting on a career-high matching 20 completions out of an equally career-high tying 29 attempts. It was the fourth time Williams has thrown for 200 or more yards this season.
- Having been held without a receiving touchdown the previous five weeks, redshirt sophomore receiver Frank Brown hauled in a pair of scoring strikes from quarterback Quentin Williams against Norfolk State. He now has eight receiving touchdowns in his career, including three multi-touchdown games.

STATISTICS

SCORING	1	2	3	4	OT	F
Norfolk State	21	14	7	7	—	49
Bethune-Cookman	21	14	21	3	—	59

SCORING SUMMARY

1st	12:06	BC	Jordan 3 run (Hernandez kick)
	8:08	BC	Brown 25 pass from Q. Williams (Hernandez kick)
	3:39	NSU	White 9 pass from Hankerson (Marouf kick)
	2:50	NSU	A. Smith 25 interception return (Marouf kick)
	2:33	BC	M.D. Jones 75 run (Hernandez kick)
	0:30	NSU	White 37 pass from Hankerson (Marouf kick)
2nd	11:30	BC	Q. Williams 4 run (Hernandez kick)
	7:17	NSU	Chung 2 run (Marouf kick)
	4:24	BC	Carter 34 pass from Q. Williams (Hernandez kick)
	1:12	NSU	Chung 2 run (Marouf kick)
3rd	10:35	BC	Brown 31 pass from Q. Williams (Hernandez kick)
	6:55	BC	M.D. Jones 8 run (Hernandez kick)
	5:53	NSU	Johnson 58 pass from Hankerson (Marouf kick)
	1:33	BC	M.D. Jones 89 pass from Q. Williams (Hernandez kick)
4th	4:23	BC	Hernandez 30 field goal
	1:33	NSU	White 6 pass from Hankerson (Marouf kick)

TEAM STATISTICS

	NSU	BCU
FIRST DOWNS	22	27
RUSHES-YARDS (NET)	36-217	42-221
PASSING YDS (NET)	266	386
Passes Att-Comp-Int	36-19-1	29-20-2
TOTAL OFFENSE PLAYS-YARDS	72-483	71-607
Fumble Returns-Yards	1-35	1-4
Punt Returns-Yards	0-0	4-44
Kickoff Returns-Yards	7-135	4-134
Interception Returns-Yards	2-43	1-0
Punts (Number-Avg)	5-35.6	1-15.0
Fumbles-Lost	4-2	1-1
Penalties-Yards	8-84	10-90
Possession Time	29:45	30:15
Third-Down Conversions	7 of 14	6 of 10
Fourth-Down Conversions	1 of 2	0 of 1
Red-Zone Scores-Chances	4-4	4-5
Sacks By: Number-Yards	2-11	1-10

INDIVIDUAL STATISTICS

RUSHING: NSU — Johnson 17-103; Hankerson 11-97; Chung 6-13;
Copeland 1-5. BCU — M.D. Jones 14-136; Jordan 13-46;
Q. Williams 12-39.

PASSING: NSU — Hankerson 19-36-1-266, 4 TD.
BCU — Q. Williams 20-29-2-386, 4 TD.

RECEIVING: NSU — White 10-126; Taylor 4-40; Johnson 3-75.
BCU — Brown 4-102; M.D. Jones 3-112; Davis 3-50; Carter 2-49;
Wilson 2-25; White 2-18.

INTERCEPTIONS: NSU — A. Smith 1-25; Parker 1-18.
BCU — Darby II 1-0.

FUMBLES: NSU — Copeland 1-1; TEAM 1-0; Hankerson 1-1;
Chung 1-0. BCU — M.D. Jones 1-1.

SACKS (UA-A): NSU — Gaylord 1-0; Lee 1-0. BCU — Womack 0-1;
Taivon Butler 0-1.

TACKLES (UA-A): NSU — King 5-10; Archie 3-6; Walker 5-2;
Smith 3-4; Tyler 1-5. BCU — Bridges 9-2; Smith 3-5; Harris 3-1;
Way 3-1; Richardson 3-1; Brooks 1-3; Womack 0-4.



2015 STATISTICS (OVERALL: 7-2, MEAC: 5-1, HOME: 4-0, AWAY: 3-2, NETRAL: 0-0)

RESULTS

RESULTS				7-2 (5-1 MEAC)		
DATE	BC	OPP	OPPONENT	W/L	SCORE	ATT
Sept. 5	—	—	at Miami (Fla.)	L	0-45	43,467
Sept. 12	—	—	at Grambling State	W	56-53	10,627
Sept. 19	—	—	Lane	W	7-3	5,026
Sept. 26	—	—	• Savannah State	W	42-12	5,975
Oct. 3	—	—	• at N.C. Central	W	28-26	2,024
Oct. 8	—	—	• South Carolina State	W	17-14	7,465
Oct. 17	—	—	• at North Carolina A&T	L	14-24	12,471
Oct. 24	—	—	• Norfolk State	W	59-49	9,875
Oct. 31	—	—	• at Delaware State	W	49-21	1,283
Nov. 7	—	—	• Morgan State			
Nov. 21	—	—	• vs. Florida A&M			

TEAM STATISTICS

	BCU	OPP
SCORING	272	247
Points Per Game	30.2	27.4
Points Off Turnovers	49	37
FIRST DOWNS	182	180
Rushing	82	85
Passing	90	74
Penalty	10	21
RUSHING YARDAGE	1614	1595
Yards gained rushing	1898	1821
Yards lost rushing	284	226
Rushing Attempts	381	348
Average Per Rush	4.2	4.6
Average Per Game	179.3	177.2
TDs Rushing	19	12
PASSING YARDAGE	2239	1655
Comp-Att-Int	145-230-9	156-280-5
Average Per Pass	9.7	5.9
Average Per Catch	15.4	10.6
Average Per Game	248.8	183.9
TDs Passing	19	14
TOTAL OFFENSE	3853	3250
Total Plays	611	628
Average Per Play	6.3	5.2
Average Per Game	428.1	361.1
KICK RETURNS: #Yards	36-716	39-697
PUNT RETURNS: #Yards	14-184	13-255
INT RETURNS: #Yards	5-16	9-45
KICK RETURN AVERAGE	19.9	17.9
PUNT RETURN AVERAGE	13.1	19.6
INT RETURN AVERAGE	3.2	5.0
FUMBLES-LOST	14-8	18-8
PENALTIES-Yards	85-848	72-620
Average Per Game	94.2	68.9
PUNTS-Yards	47-1679	47-1786
Average Per Punt	35.7	38.0
Net punt average	28.6	32.8
TIME OF POSSESSION/Game	29:58	28:55
3RD-DOWN Conversions	43/112	42/126
3rd-Down Pct	38%	33%
4TH-DOWN Conversions	5/12	10/17
4th-Down Pct	42%	59%
SACKS BY-Yards	17-108	22-137
MISC YARDS	1	89
TOUCHDOWNS SCORED	38	31
FIELD GOALS-ATTEMPTS	2-4	10-17
ON-SIDE KICKS	0-0	1-1
RED-ZONE SCORES	(26-34) 76%	(26-35) 74%
RED-ZONE TOUCHDOWNS	(24-34) 71%	(20-35) 57%
PAT-ATTEMPTS	(36-36) 100%	(27-28) 96%
ATTENDANCE	28341	69872
Games/Avg Per Game	4/7085	5/13974
Neutral Site Games		0/0

SCORE BY QUARTERS	1Q	2Q	3Q	4Q	OT	Total
Bethune-Cookman	45	77	63	87	—	272
Opponents	45	61	64	77	—	247

RUSHING

	G	ATT	GAIN	LOSS	NET	AVG	TD	LG	YPG
Anthony Jordan	9	116	560	45	515	4.4	7	41	57.2
Michael D. Jones	9	81	488	17	471	5.8	6	75	52.3
Quentin Williams	9	100	512	148	364	3.6	2	39	40.4
Larry Brihm, Jr.	8	51	239	41	198	3.9	3	22	24.8
Cary White	9	13	50	1	49	3.8	1	15	5.4
Jamaruz Thompkins	9	7	40	0	40	5.7	0	10	4.4
Cameron Rigby	2	2	5	0	5	2.5	0	5	2.5
Michael Butler	3	1	2	0	2	2.0	0	2	0.7
Jaime Wilson	9	1	2	0	2	2.0	0	2	0.2
Frank Brown	9	1	0	1	-1	-1.0	0	0	-0.1
Jonathan Cagle	8	1	0	9	-9	-9.0	0	0	-1.1
Team	4	7	0	22	-22	-3.1	0	0	-5.5
TOTAL	9	381	1898	284	1614	4.2	19	75	179.3
OPPONENTS	9	348	1821	226	1595	4.6	12	44	177.2

PASSING

	G	EFF	C-A-I	PCT	YDS	TD	LG	AVG/G
Quentin Williams	9	177.40	101-158-6	63.9	1688	15	89	187.6
Larry Brihm, Jr.	8	135.39	44-72-3	61.1	551	4	56	68.9
TOTAL	9	164.25	145-230-9	63.0	2239	19	89	248.8
OPPONENTS	9	118.29	156-280-5	55.7	1655	14	58	183.9

RECEIVING

	G	NO	YDS	AVG	TD	LG	AVG/G
Jawill Davis	9	29	604	20.8	5	56	67.1
Frank Brown	9	23	293	12.7	5	31	32.6
Jaime Wilson	9	16	181	11.3	3	36	20.1
Michael D. Jones	9	15	292	19.5	1	89	32.4
Anthony Jordan	9	13	66	5.1	0	18	7.3
Keavon Mitchell	9	12	175	14.6	0	41	19.4
Dre'Sean Nelson	9	12	122	10.2	0	38	13.6
Jontavious Carter	9	10	294	29.4	2	82	32.7
Ja-Quan Lumas	9	9	143	15.9	3	37	15.9
Andre Scott	8	2	31	15.5	0	17	3.9
Cary White	9	2	18	9.0	0	13	2.0
Diquan Richardson	9	1	12	12.0	0	12	1.3
Veion Robinson	9	1	8	8.0	0	8	0.9
TOTAL	9	145	2239	15.4	19	89	248.8
OPPONENTS	9	156	1655	10.6	14	58	183.9

TOTAL OFFENSE

	G	PLAYS	RUSH	PASS	TOTAL	AVG/G
Quentin Williams	9	258	364	1688	2052	228.0
Larry Brihm, Jr.	8	123	198	551	749	93.6
Anthony Jordan	9	116	515	0	515	57.2
Michael D. Jones	9	81	471	0	471	52.3
Cary White	9	13	49	0	49	5.4
Jamaruz Thompkins	9	7	40	0	40	4.4
Cameron Rigby	2	2	5	0	5	2.5
Michael Butler	3	1	2	0	2	0.7
Jaime Wilson	9	1	2	0	2	0.2
Frank Brown	9	1	-1	0	-1	-0.1
Jonathan Cagle	8	1	-9	0	-9	-1.1
Team	4	7	-22	0	-22	-5.5
TOTAL	9	611	1614	2239	3853	428.1
OPPONENTS	9	628	1595	1655	3250	361.1



2015 STATISTICS (OVERALL: 7-2, MEAC: 5-1, HOME: 4-0, AWAY: 3-2, NEUTRAL: 0-0)

SCORING

	TD	FGs	PAT	RUSH	RCV	PASS	DXP	SAF	PTS
Michael D. Jones	7	0-0	0-0	0-0	0	0-0	0	0	42
Anthony Jordan	7	0-0	0-0	0-0	0	0-0	0	0	42
Uriel Hernandez	0	2-4	36-36	0-0	0	0-0	0	0	42
Jawill Davis	5	0-0	0-0	0-0	0	0-0	0	0	30
Frank Brown	5	0-0	0-0	0-0	0	0-0	0	0	30
Larry Brihm, Jr.	3	0-0	0-0	0-0	0	0-0	0	0	18
Jaime Wilson	3	0-0	0-0	0-0	0	0-0	0	0	18
Ja-Quan Lumas	3	0-0	0-0	0-0	0	0-0	0	0	18
Jontavious Carter	2	0-0	0-0	0-0	1	0-0	0	0	14
Quentin Williams	2	0-0	0-0	0-1	0	1-1	0	0	12
Cary White	1	0-0	0-0	0-0	0	0-0	0	0	6
TOTAL	38	2-4	36-36	0-1	1	1-1	0	0	272
OPPONENTS	31	10-17	27-28	0-2	1	1-1	0	1	247

PUNT RETURNS

	NO	YDS	AVG	TD	LG
Frank Brown	12	169	14.1	0	72
Robert Way	1	11	11.0	0	11
Jaime Wilson	1	4	4.0	0	4
TOTAL	14	184	13.1	0	72
OPPONENTS	13	255	19.6	2	82

KICK RETURNS

	NO	YDS	AVG	TD	LG
Marquis Drayton	21	499	23.8	0	75
Dre'Sean Nelson	5	59	11.8	0	15
Jamaruz Thompkins	4	64	16.0	0	31
Keavon Mitchell	3	70	23.3	0	29
Ty're Simmons	1	18	18.0	0	18
Team	1	0	0.0	0	0
Kevin Thompson	1	6	6.0	0	6
TOTAL	36	716	19.9	0	75
OPPONENTS	39	697	17.9	0	44

INTERCEPTIONS

	NO	YDS	AVG	TD	LG
Ty're Simmons	2	16	8.0	0	16
Jocelyn Borgella	1	0	0.0	0	0
Marquis Drayton	1	0	0.0	0	0
James Darby II	1	0	0.0	0	0
TOTAL	5	16	3.2	0	16
OPPONENTS	9	45	5.0	2	25

FUMBLE RETURNS

	NO	YDS	AVG	TD	LG
Diquan Richardson	1	4	4.0	0	4
TOTAL	1	4	4.0	0	4
OPPONENTS	4	63	15.8	1	35

ALL-PURPOSE YARDS

	G	RUSH	REC	PR	KR	IR	TOT	AVG/G
Michael D. Jones	9	471	292	0	0	0	763	84.8
Jawill Davis	9	0	604	0	0	0	604	67.1
Anthony Jordan	9	515	66	0	0	0	581	64.6
Marquis Drayton	9	0	0	0	499	0	499	55.4
Frank Brown	9	-1	293	169	0	0	461	51.2
Quentin Williams	9	364	0	0	0	0	364	40.4
Jontavious Carter	9	0	294	0	0	0	294	32.7
Keavon Mitchell	9	0	175	0	70	0	245	27.2
Larry Brihm, Jr.	8	198	0	0	0	0	198	24.8
Jaime Wilson	9	2	181	4	0	0	187	20.8
Dre'Sean Nelson	9	0	122	0	59	0	181	20.1
Ja-Quan Lumas	9	0	143	0	0	0	143	15.9
Jamaruz Thompkins	9	40	0	0	64	0	104	11.6
Cary White	9	49	18	0	0	0	67	7.4
Ty're Simmons	9	0	0	0	18	16	34	3.8
Andre Scott	8	0	31	0	0	0	31	3.9
Diquan Richardson	9	0	12	0	0	0	12	1.3
Robert Way	9	0	0	11	0	0	11	1.2
Veion Robinson	9	0	8	0	0	0	8	0.9
Kevin Thompson	9	0	0	0	6	0	6	0.7
Cameron Rigby	2	5	0	0	0	0	5	2.5
Michael Butler	3	2	0	0	0	0	2	0.7
Jonathan Cagle	8	-9	0	0	0	0	-9	-1.1
Team	4	-22	0	0	0	0	-22	-5.5
TOTAL	9	1614	2239	184	716	16	4769	529.9
OPPONENTS	9	1595	1655	255	697	45	4247	471.9

PUNTING

	NO	YDS	AVG	LG	TB	FC	I20	50+	BLK
Jonathan Cagle	39	1462	37.5	64	4	12	15	7	1
Javaunie Francis	7	207	29.6	51	0	1	2	1	0
Team	1	10	10.0	10	0	0	0	0	0
TOTAL	47	1679	35.7	64	4	13	17	8	1
OPPONENTS	47	1786	38.0	55	3	8	9	6	3

FIELD GOALS

	FG	PCT	0-19	20-29	30-39	40-49	50-99	LG	BLK
Uriel Hernandez	2-4	50.0	0-0	0-1	2-3	0-0	0-0	32	1

FIELD GOAL SEQUENCE

	BCU	OPPONENTS
Miami (FL)	-	(25)
Grambling State	-	(42),(41),(42)
Lane	36	28,(28),48
Savannah State	-	(38),33,23,(42)
N.C. Central	-	(36),(26),18
South Carolina State	(32)	32
North Carolina A&T	-	(29)
Norfolk State	(30)	-
Delaware State	28	28

KICKOFFS

	NO	YDS	AVG	LG	OB	RET	NET	YDLN
Javaunie Francis	38	2034	53.5	3	5			
Uriel Hernandez	12	656	54.7	0	1			
TOTAL	50	2690	53.8	3	6	697	38.4	26
OPPONENTS	49	2841	58.0	8	3	716	39.3	25

2015 STATISTICS (OVERALL: 7-2, MEAC: 5-1, HOME: 4-0, AWAY: 3-2, NEUTRAL: 0-0)

DEFENSIVE STATISTICS

	GP	UA	AT	TT	TFL-YDS	SACK-YDS	INT-YDS	PBU	QBH	FR-YDS	FF	BLK	SAF
Trenton Bridges	9-9	32	27	59	3.0-3	.	.	1	2	.	1	.	.
Diquan Richardson	9-3	33	23	56	2.0-10	1.0-5	.	3	.	1-4	2	1	.
Robert Way	9-9	30	25	55	7.0-21	.	.	7	.	2-0	1	1	.
Donald Smith	9-9	22	32	54	4.0-24	1.0-8	.	2	.	.	2	.	.
Jocelyn Borgella	9-7	19	18	37	2.0-4	.	1-0	3
Marquis Drayton	9-6	16	11	27	.	.	1-0	1
Ty're Simmons	9-9	10	17	27	1.5-6	0.5-1	2-16	1
Kevin Thompson	9-2	14	12	26	1.5-6	0.5-1	.	2	.	1-0	1	1	.
Todney Evans	9-6	13	11	24	7.0-44	4.5-31	.	.	2	.	1	.	.
Jamal Thomas	9-8	10	13	23	2.0-6	1-0	.	.	.
Atreyu Farrior	9-0	11	10	21	3.0-11	1.5-10	.	1
Taivon Butler	9-3	10	10	20	4.5-21	3.0-14
Arthur Williams	9-1	12	7	19	1.0-4	.	.	3	.	.	.	1	.
DeMarcus Womack	8-5	4	13	17	1.5-8	0.5-5
Elliott Miller	9-7	11	5	16	.	.	.	6	.	.	.	1	.
Jason Smith, Jr.	7-0	9	6	15	3.0-18	2.0-15
Delwaun Beard	9-3	9	5	14	2.0-3	0.5-1
Drew Harris	7-4	9	5	14	1.0-4
Veion Robinson	9-0	6	7	13	1	.
James Darby II	6-2	10	2	12	2.0-8	.	1-0	2
Deonte Mayo	9-0	3	8	11
Jeremy Davis	9-1	5	3	8	.	.	.	2	.	1-0	.	.	.
Alexander Morales	9-0	2	5	7
Terry Harden	6-0	3	3	6
Leroy Holt	8-0	2	4	6	.	.	.	1
Michael Westray	8-0	4	2	6
Deitrich Johnson	8-0	3	3	6	.	.	.	1	.	.	1	.	.
Anthony Meyers	6-2	4	2	6	2.5-9	1.0-8
Tony Williams	7-2	2	2	4	1.0-2	.	.	.	1	.	1	.	.
Brandon Brooks	5-0	1	3	4
Andre Scott	8-0	1	3	4	1-0	.	.	.
Khaleel Castillo	4-0	1	2	3	0.5-1
Werley Placide	5-0	1	1	2	1.0-9	1.0-9
Jamaruz Thompkins	9-0	1	1	2
Milton Williams	5-0	2	.	2
Cary White	9-0	.	2	2
Ky're Simmons	8-0	1	1	2	1.0-2
Travares Copeland	1-0	1	1	2
Jontavious Carter	9-3	1	.	1
Jarren Davis	1-0	.	1	1	1
Brandon Woods	2-0	1	.	1
Stephen Bundy	5-0	1	.	1
Kenny Gant	3-0	.	1	1
Michael Butler	3-0	.	1	1
Dariusz Bladek	8-8	1	.	1
Keavon Mitchell	9-8	1	.	1
Dazzie Morris	9-7	1	.	1
Jawill Davis	9-8	.	1	1
Trevin Huff	9-8	1	.	1
Dre'Sean Nelson	9-2	.	1	1
Ja-Quan Lumas	9-3	1	.	1	1-0	.	.	.
Junior Estelus	3-1	1
TOTAL	9-0	335	310	645	54-224	17-108	5-16	36	7	8-4	10	6	.
OPPONENTS	9-0	351	318	669	72.0-262	22-137	9-45	22	6	8-63	11	2	1



2015 STATISTICS (OVERALL: 7-2, MEAC: 5-1, HOME: 4-0, AWAY: 3-2, NEUTRAL: 0-0)

GAME-BY-GAME TEAM STATISTICS

GAME BY GAME PERFORMANCE																									
GAME	FINAL SCORE	QUARTERS					1ST DOWNS R-P-PE TOT	RUSHING NO-YDS-TD	PASSING			TOT OFF ATT-YDS	PUNTS NO-AVG	F-FL	PENALTY NO-YDS	3RD DNS	4TH DNS	RED ZONE	SACKS NO-YDS	FIELD GOALS	POSSESSION TIME				
		1	2	3	4	OT			C-A-I	YDS	TD										1	2	3	4	TOT
Bethune-Cookman	0	0	0	0	0	2-2-1	5	35-53-0	4-11-2	26	0	46-79	10-37.0	1-0	8-60	1-12	0-1	0-0	1-7	0-0	6:55	8:30	4:46	7:27	27:38
at Miami (Fla.)	45	7	24	7	7	9-10-1	20	26-195-3	17-31-0	184	2	57-379	7-44.0	2-1	4-30	3-11	2-2	5-5	5-35	1-1	8:05	6:30	5:14	2:33	22:22
Bethune-Cookman	56	0	14	14	28	4-18-2	24	36-60-2	34-48-0	463	6	84-523	8-31.0	4-1	7-111	8-17	0-0	5-5	2-14	0-0	10:54	7:55	7:01	6:53	32:42
at Grambling State	53	7	7	10	29	11-17-2	30	42-177-2	31-48-1	347	4	90-524	5-44.2	4-2	11-139	3-14	1-2	4-5	5-27	3-3	4:06	7:05	7:59	8:07	27:17
Bethune-Cookman	7	0	7	0	0	11-9-0	20	40-209-1	15-22-1	186	0	62-395	4-43.2	2-2	8-124	6-11	1-1	1-4	3-15	0-1	8:32	6:02	6:37	7:14	28:25
Lane	3	0	0	0	3	10-6-1	17	40-180-0	11-24-0	108	0	64-288	5-39.2	0-0	8-57	5-13	0-1	1-2	0-0	1-3	6:28	8:58	8:23	7:46	31:35
Bethune-Cookman	42	7	14	7	14	14-11-2	27	42-289-3	13-27-1	303	3	69-592	3-50.7	1-1	23-212	5-9	0-1	4-4	2-17	0-0	7:58	5:47	7:20	6:36	27:41
Savannah State	12	3	0	0	9	7-7-7	21	36-91-0	20-36-1	184	0	72-275	5-35.0	3-1	6-41	3-15	2-3	1-4	0-0	2-4	7:02	9:13	7:40	8:24	32:19
Bethune-Cookman	28	0	7	7	14	6-9-1	16	37-147-2	13-19-2	248	2	56-395	5-29.8	2-1	8-101	4-11	0-0	2-4	0-0	0-0	7:38	6:41	5:34	5:22	25:15
at N.C. Central	26	0	6	20	0	18-8-4	30	60-324-3	18-33-2	178	0	93-502	4-31.2	2-1	9-69	10-19	1-1	5-6	3-15	2-3	7:22	8:19	9:26	9:38	34:45
Bethune-Cookman	17	3	0	7	7	9-6-1	16	51-200-1	10-23-0	133	1	74-333	9-40.9	1-0	6-68	5-17	1-1	3-3	1-3	1-1	10:42	5:14	6:49	9:19	32:04
South Carolina State	14	0	0	7	7	5-9-2	16	32-150-0	20-33-0	202	1	65-352	8-37.9	1-0	18-144	4-14	0-1	1-2	3-18	0-1	4:18	9:46	8:11	5:41	27:56
Bethune-Cookman	14	7	0	0	7	4-15-1	20	36-82-1	26-38-1	358	1	74-440	4-31.0	1-1	9-54	4-15	2-5	1-2	2-15	0-0	8:57	6:17	10:43	4:39	30:36
at North Carolina A&T	24	0	10	7	7	9-3-2	14	39-157-1	13-22-0	90	2	61-247	6-39.5	0-0	6-50	4-13	1-1	3-3	2-22	1-1	6:03	8:43	4:17	10:21	29:24
Bethune-Cookman	59	21	14	21	3	11-14-2	27	42-221-4	20-29-2	386	4	71-607	1-15.0	1-1	10-90	6-10	0-1	4-5	1-10	1-1	5:16	8:19	7:14	9:26	30:15
Norfolk State	49	21	14	7	7	10-10-2	22	36-217-2	19-36-1	266	4	42-483	5-35.6	4-2	8-84	7-14	1-2	4-4	2-11	0-0	9:44	6:41	7:46	5:34	29:45
Bethune-Cookman	49	7	21	7	14	21-6-0	21	62-353-5	10-13-0	136	2	75-489	3-26.7	1-1	6-28	4-10	1-2	6-7	5-27	0-1	8:41	9:02	6:17	11:07	35:07
at Delaware State	21	7	0	6	8	6-4-0	10	37-104-1	7-17-0	96	1	54-200	5-35.0	2-1	2-6	3-13	2-4	2-4	2-9	0-1	6:19	5:58	8:43	3:53	24:53

Bethune-Cookman

Morgan State

Bethune-Cookman

vs. Florida A&M

GAME-BY-GAME OFFENSIVE STARTERS

	LT	LG	C	RG	RT	QB	RB	WR	WR	WR	WR
at Miami (Fla.)	Huff	R. Wilson	Morris	Bladek	Montgomery	Q. Williams	Jordan	Nelson	Carter	Mitchell	Lumas (TE)
at Grambling St.	Huff	R. Wilson	Morris	Bladek	Montgomery	Q. Williams	M. Jones	Brown	Davis	Mitchell	Wilson
Lane	Huff	Morris	Norman	Bladek	Montgomery	Q. Williams	Jordan	Brown	Davis	Mitchell	Wilson
Savannah State	Huff	Morris	Norman	R. Wilson	Montgomery	Q. Williams	Jordan	Brown	Davis	Mitchell	Wilson
at N.C. Central	Huff	R. Wilson	Norman	Bladek	Montgomery	Q. Williams	Jordan	Mitchell	Davis	J. Johnson (TE)	Lumas (TE)
S.C. State	Huff	R. Wilson	Norman	Bladek	Montgomery	Q. Williams	Jordan	Nelson (RB)	Davis	Mitchell	Brown
at N.C. A&T	Bladek	Morris	Norman	Wilson	Montgomery	Q. Williams	Jordan	Brown	Davis	Mitchell	Wilson
Norfolk State	Huff	R. Wilson	Morris	Bladek	Montgomery	Q. Williams	Jordan	Brihm (RB)	Davis	Carter	Lumas (TE)
at Delaware State	Huff	Morris	Norman	Bladek	Montgomery	Q. Williams	Jordan	Carter	Davis	Mitchell	Wilson

Morgan State

vs. Florida A&M

GAME-BY-GAME DEFENSIVE STARTERS

	DE	DT	DT	DE	OLB	MLB	OLB	CB	S	S	CB
at Miami (Fla.)	Beard	T. Williams	Butler	Thomas	D. Smith	Bridges	Way	Darby	Drayton	T. Simmons	Miller
at Grambling St.	Beard	T. Williams	Estelus	Thomas	D. Smith	Bridges	Way	Davis	Drayton	T. Simmons	Miller
Lane	Evans	K. Thompson	Butler	Thomas	D. Smith	Bridges	Way	Borgella	Drayton	T. Simmons	Miller
Savannah State	Evans	K. Thompson	Womack	Thomas	D. Smith	Bridges	Way	Borgella	Drayton	T. Simmons	Richardson
at N.C. Central	Evans	Womack	Thomas	Beard	D. Smith	Bridges	Way	Borgella	Drayton	T. Simmons	Miller
S.C. State	Harris	Meyers	Thomas	Butler	D. Smith	Bridges	Way	Borgella	D. Richardson	T. Simmons	Miller
at N.C. A&T	Evans	Harris	Womack	Thomas	D. Smith	Bridges	Way	Borgella	A. Williams	T. Simmons	Miller
Norfolk State	Meyers	Harris	Womack	Evans	D. Smith	Bridges	Way	Borgella	Richardson	T. Simmons	Darby II
at Delaware State	Evans	Harris	Womack	Thomas	D. Smith	Bridges	Way	Borgella	Drayton	T. Simmons	Miller

Morgan State

vs. Florida A&M



2015 STATISTICS (OVERALL: 7-2, MEAC: 5-1, HOME: 4-0, AWAY: 3-2, NEUTRAL: 0-0)

GAME-BY-GAME PASSING

LARRY BRIHM, JR.	COMP	ATT	INT	PCT	YDS	TD	LG	SACKS	EFF	QUENTIN WILLIAMS	COMP	ATT	INT	PCT	YDS	TD	LG	SACKS	EFF
at Miami (Fla.)	2	7	1	28.6	8	0	10	5-35	9.60	at Miami (Fla.)	2	4	1	50.0	18	0	16	0-0	37.80
at Grambling State	17	26	0	65.4	219	3	35	3-18	174.2	at Grambling State	17	22	0	77.3	244	3	39	2-9	215.4
Lane	1	3	0	33.3	18	0	18	0-0	83.73	Lane	14	19	1	73.7	168	0	28	0-0	137.43
Savannah State	4	9	1	44.4	96	1	56	0-0	148.5	Savannah State	9	18	0	50.0	207	2	43	0-0	183.3
at North Carolina Central	0	1	1	0.0	0	0	0	0-0	-200.00	at North Carolina Central	13	18	1	72.2	248	2	56	3-15	213.51
South Carolina State	DNP									South Carolina State	10	23	0	43.5	133	1	28	3-18	106.40
at North Carolina A&T	17	25	0	68.0	167	0	27	0-0	124.11	at North Carolina A&T	9	13	1	69.2	191	1	82	2-22	202.65
Norfolk State	DNP									Norfolk State	20	29	2	69.0	386	4	89	2-11	212.50
at Delaware State	3	4	0	75.0	33	0	15	1-7	144.30	at Delaware State	7	9	0	77.8	103	2	39	1-2	247.24
Morgan State										Morgan State									
vs. Florida A&M										vs. Florida A&M									

GAME-BY-GAME RUSHING (No.-Yards-TDs)

	NO-YDS-TD	MIA	GSU	LC	SSU	NCCU	SCSU	NCAT	NSU	DSU	MSU	FAMU
Anthony Jordan	116-515-7	6-12-0	12-33-2	15-74-1	12-54-1	14-60-1	22-121-0	11-54-0	13-46-1	11-61-1		
Michael D. Jones	81-471-6	4-(-3)-0	5-27-0	9-70-0	11-77-2	3-10-1	13-35-0	10-21-0	14-136-2	12-98-1		
Quentin Williams	100-364-2	15-11-0	7-(-2)-0	15-63-0	9-100-0	14-76-0	11-47-1	8-(-6)-0	12-39-1	9-36-0		
Larry Brihm	51-198-3	4-11-0	11-0-0	-	5-22-0	4-8-0	DNP	6-14-1	2-2-0	19-141-2		
Cary White	13-49-1	2-8-0	-	-	1-6-0	-	2-3-0	-	-	8-32-1		
Jamaruz Thompson	7-40-0	3-14-0	-	-	3-25-0	-	-	-	-	1-1-0		
Cameron Rigby	2-5-0	1-0-0	DNP	DNP	1-5-0	DNP	DNP	DNP	DNP	DNP		
Michael Butler	1-2-0	-	1-2-0	DNP	-	DNP	DNP	DNP	DNP	DNP		
Jaime Wilson	1-2-0	-	-	1-2-0	-	-	-	-	-	-		
Frank Brown	1-(-1)-0	-	-	-	-	-	-	1-(-1)-0	-	-		
Jonathan Cagle	1-(-9)-0	-	-	-	-	-	-	-	DNP	1-(-9)-0		
Team	7-(-22)-0	DNP	DNP	DNP	DNP	2-(-7)-0	3-(-6)-0	DNP	1-(-2)-0	1-(-7)-0		

GAME-BY-GAME RECEIVING (No.-Yards-TDs)

	NO-YDS-TD	MIA	GSU	LC	SSU	NCCU	SCSU	NCAT	NSU	DSU	MSU	FAMU
Jawill Davis	29-604-5	1-10-0	8-199-2	3-48-0	3-77-1	2-58-2	1-12-0	6-103-0	3-50-0	2-47-0		
Jontavious Carter	10-294-2	-	1-24-0	1-28-0	-	1-56-0	1-24-0	3-98-1	2-49-1	1-15-0		
Frank Brown	23-293-5	-	6-65-2	6-55-0	1-13-0	2-30-0	-	3-21-0	4-102-2	1-7-1		
Michael D. Jones	15-292-1	-	2-14-0	2-28-0	1-43-0	1-9-0	2-24-0	3-52-0	3-112-1	1-10-0		
Jaime Wilson	16-181-3	2-18-0	5-44-1	2-19-0	3-57-2	-	-	2-18-0	2-25-0	-		
Keavon Mitchell	12-175-0	-	6-85-0	-	2-57-0	-	1-7-0	2-13-0	1-13-0	-		
Ja-Quan Lumas	9-143-3	-	2-8-1	-	2-47-0	1-22-0	2-30-1	-	1-2-0	1-34-1		
Dre'Sean Nelson	12-122-0	-	1-10-0	-	1-9-0	4-65-0	1-5-0	4-31-0	1-2-0	-		
Anthony Jordan	13-66-0	1-(-2)-0	3-14-0	-	-	2-8-0	-	2-10-0	1-13-0	4-23-0		
Andre Scott	2-31-0	DNP	-	-	-	-	2-31-0	-	-	-		
Cary White	2-18-0	-	-	-	-	-	-	-	2-18-0	-		
Diquan Richardson	1-12-0	-	-	-	-	-	-	1-12-0	-	-		
Veion Robinson	1-8-0	-	-	1-8-0	-	-	-	-	-	-		

GAME-BY-GAME PUNTING

JONATHAN CAGLE	NO	YDS	AVG	LG	I20	TB	50+	60+
at Miami (Fla.)	7	262	37.4	50	3	0	1	0
at Grambling State	5	164	32.8	54	3	0	1	0
Lane	4	173	43.2	51	1	3	2	0
Savannah State	3	152	50.7	64	1	0	1	1
at North Carolina Central	5	149	29.8	40	2	0	0	0
South Carolina State	9	368	40.9	52	4	1	2	0
at North Carolina A&T	4	124	31.0	34	0	0	0	0
Norfolk State	4	124	31.0	34	0	0	0	0
at Delaware State	2	70	35.0	37	1	0	0	0
Morgan State								
vs. Florida A&M								

JAVAUNIE FRANCIS	NO	YDS	AVG	LG	I20	TB	50+	60+
at Miami (Fla.)	3	108	36.0	51	1	0	1	0
at Grambling State	3	84	28.0	47	1	0	0	0
Lane	0	0	0.00	0	0	0	0	0
Savannah State	0	0	0.00	0	0	0	0	0
at North Carolina Central	0	0	0.00	0	0	0	0	0
South Carolina State	DNP							
at North Carolina A&T	DNP							
Norfolk State	1	15	15.0	15	0	0	0	0
at Delaware State	0	0	0.00	0	0	0	0	0
Morgan State								
vs. Florida A&M								

GAME-BY-GAME KICKING

URIEL HERNANDEZ	PAT	ATT	PCT	FG	FGA	PCT	LG	PTS
at Miami (Fla.)	DNP							
at Grambling State	6	6	1.000	0	0	0.00	-	6
Lane	1	1	1.000	0	1	0.00	-	1
Savannah State	6	6	1.000	0	0	0.00	-	6
at North Carolina Central	4	4	1.000	0	0	0.00	-	4
South Carolina State	2	2	1.000	1	1	1.000	32	5
at North Carolina A&T	2	2	1.000	0	0	0.00	-	2
Norfolk State	8	8	1.000	1	1	1.000	30	11
at Delaware State	7	7	1.000	0	1	0.00	-	7
Morgan State								
vs. Florida A&M								

JAVAUNIE FRANCIS	PAT	ATT	PCT	FG	FGA	PCT	LG	PTS
at Miami (Fla.)	0	0	0.00	0	0	0	-	0
at Grambling State	0	0	0.00	0	0	0	-	0
Lane	0	0	0.00	0	0	0	-	0
Savannah State	0	0	0.00	0	0	0	-	0
at North Carolina Central	0	0	0.00	0	0	0	-	0
South Carolina State	DNP							
at North Carolina A&T	DNP							
Norfolk State	0	0	0.00	0	0	0	-	0
at Delaware State	0	0	0.00	0	0	0	-	0
Morgan State								
vs. Florida A&M								



2015 STATISTICS (OVERALL: 7-2, MEAC: 5-1, HOME: 4-0, AWAY: 3-2, NEUTRAL: 0-0)

GAME-BY-GAME TACKLES (UT-AT-TT)

	UT-AT-TT	MIA	GSU	LC	SSU	NCCU	SCSU	NCAT	NSU	DSU	MSU	FAMU
Trenton Bridges	32-27-59	1-1	3-5	2-5	1-2	7-5	3-4	5-3	9-2	1-0		
Diquan Richardson	33-23-56	4-1	7-4	1-1	1-3	4-5	3-3	5-2	1-3	7-1		
Robert Way	30-25-55	3-1	5-2	6-3	1-1	3-2	4-9	2-4	3-1	3-2		
Donald Smith	22-32-54	2-0	2-2	4-5	1-2	4-9	1-2	2-5	3-5	3-2		
Jocelyn Borgella	19-18-37	1-0	1-1	2-3	1-3	7-5	3-4	1-2	1-0	2-0		
Marquis Drayton	17-12-29	3-0	0-1	1-0	0-1	5-2	3-6	-	1-1	4-1		
Ty're Simmons	10-17-27	2-1	4-2	1-3	1-3	0-2	0-1	1-3	0-1	1-1		
Kevin Thompson	14-12-26	2-1	3-1	3-0	0-4	1-1	1-2	3-1	-	1-2		
Todney Evans	13-11-24	2-0	5-3	0-2	1-4	1-1	1-1	1-0	-	2-0		
Jamal Thomas	10-13-23	-	1-3	2-2	0-2	6-1	0-1	1-2	0-2	-		
Atreyu Farrior	11-10-21	0-1	-	2-1	2-4	1-0	0-1	1-0	0-2	5-1		
Taivon Butler	10-10-20	1-0	2-1	3-1	0-1	-	2-4	0-1	0-1	2-1		
Arthur Williams	12-7-19	-	4-0	1-1	1-1	5-1	0-1	-	0-3	1-0		
DeMarcus Womack	4-13-17	-	0-2	DNP	1-2	3-1	0-2	0-2	0-4	-		
Elliott Miller	11-5-16	2-1	3-0	2-1	0-1	1-0	0-1	-	2-1	1-0		
Jason Smith	9-6-15	2-0	1-1	-	3-4	1-0	1-1	1-0	DNP	DNP		
Delwaun Beard	9-5-14	2-1	4-0	1-1	1-3	-	-	-	-	1-0		
Drew Harris	9-5-14	-	-	DNP	DNP	2-1	1-3	3-0	3-1	-		
Veion Robinson	6-7-13	0-1	-	1-0	0-2	1-2	-	2-0	2-1	0-1		
James Darby	10-2-12	2-1	1-0	DNP	DNP	DNP	1-0	2-0	2-1	2-0		
Deonte Mayo	3-8-11	1-2	-	0-1	0-1	1-1	0-2	-	0-1	1-0		
Jeremy Davis	5-3-8	1-0	-	-	1-2	-	-	1-0	1-1	1-0		
Alexander Morales	2-5-7	-	0-2	-	0-2	-	1-0	-	1-1	-		
Terry Harden	3-3-6	-	1-1	-	1-2	DNP	DNP	1-0	-	DNP		
Anthony Meyers	4-2-6	DNP	DNP	2-0	DNP	-	-	1-0	0-2	1-0		
Leroy Holt	2-4-6	-	2-1	-	0-1	DNP	0-1	-	0-1	-		
Deitrich Johnson	3-3-6	1-1	-	-	-	2-2	DNP	-	-	-		
Michael Westray	4-2-6	-	-	-	1-1	0-1	-	2-0	1-0	DNP		
Andre Scott	1-3-4	DNP	-	-	0-1	-	0-1	-	0-1	1-0		
Brandon Brooks	1-3-4	-	DNP	DNP	-	DNP	DNP	-	1-3	-		
Tony Williams	2-2-4	-	0-1	-	2-1	-	-	DNP	DNP	-		
Khaleel Castillo	1-2-3	1-1	-	DNP	0-1	DNP	DNP	DNP	-	DNP		
Werley Placide	1-1-2	-	-	-	1-1	DNP	DNP	DNP	-	DNP		
Cary White	0-2-2	-	-	-	0-1	-	-	-	0-1	-		
Milton Williams	2-0-2	-	-	-	DNP	DNP	DNP	DNP	1-0	1-0		
Jamaruz Thompson	1-1-2	-	-	-	1-0	-	-	-	0-1	-		
Ky're Simmons	1-1-2	-	1-1	-	-	-	-	DNP	-	-		
Dazzie Morris	1-0-1	-	-	1-0	-	-	-	-	-	-		
Trevin Huff	1-0-1	-	-	-	-	-	-	-	1-0	-		
Dariusz Bladek	1-0-1	1-0	-	-	DNP	-	-	-	-	-		
Keavon Mitchell	1-0-1	-	-	-	-	1-0	-	-	-	-		
Ja-Quan Lumas	1-0-1	-	-	-	-	-	-	1-0	-	-		
Michael Butler	0-1-1	-	-	DNP	0-1	DNP	DNP	DNP	DNP	DNP		
Jawill Davis	0-1-1	-	-	-	-	-	-	-	0-1	-		
Stephen Bundy	1-0-1	DNP	1-0	DNP	-	-	-	DNP	-	DNP		
Dre Sean Nelson	0-1-1	-	-	-	0-1	-	-	-	-	-		
Jontavious Carter	1-0-1	-	-	-	-	-	-	-	-	1-0		
Brandon Woods	1-0-1	DNP	DNP	DNP	-	DNP	DNP	1-0	DNP	DNP		
Jarren Davis	0-1-1	DNP	DNP	DNP	0-1	DNP	DNP	DNP	DNP	DNP		
Kenny Gant	0-1-1	DNP	DNP	DNP	DNP	-	-	0-1	DNP	DNP		

GAME-BY-GAME TACKLES FOR LOSS (TFL-YDS)

	TFL-YDS	MIA	GSU	LC	SSU	NCCU	SCSU	NCAT	NSU	DSU	MSU	FAMU
Todney Evans	7.0-44	1.0-7	1.5-12	0.5-2	1.0-3	-	1.0-8	1.0-8	-	1.0-4		
Robert Way	7.0-21	-	-	2.5-10	-	0.5-2	1.0-3	1.0-1	-	2.0-5		
Taivon Butler	4.5-21	-	1.5-7	0.5-3	0.5-2	-	1.0-3	-	0.5-5	0.5-1		
Donald Smith	4.0-24	-	1.0-6	1.0-7	-	0.5-2	-	-	0.5-1	1.0-8		
Trenton Bridges	3.0-3	-	1.0-1	0.5-0	-	-	-	0.5-1	1.0-1	-		
Jason Smith	3.0-18	-	-	-	2.0-11	-	-	1.0-7	DNP	DNP		
Atreyu Farrior	3.0-11	-	-	1.5-10	-	-	-	-	0.5-0	1.0-1		
Anthony Meyers	2.5-9	DNP	DNP	1.0-1	DNP	-	-	-	0.5-0	1.0-8		
James Darby	2.0-8	1.0-2	-	DNP	DNP	DNP	-	-	-	1.0-6		
Diquan Richardson	2.0-10	-	-	-	-	-	-	1.0-5	-	1.0-5		
Jocelyn Borgella	2.0-4	-	-	-	1.0-1	-	-	-	-	1.0-3		
Delwaun Beard	2.0-3	-	-	0.5-1	1.5-2	-	-	-	-	-		
Jamal Thomas	2.0-6	-	-	1.0-4	-	1.0-2	-	-	-	-		
Kevin Thompson	1.5-6	-	-	1.0-5	-	-	-	-	-	0.5-1		
Ty're Simmons	1.5-6	-	-	1.0-3	0.5-3	-	-	-	-	-		
DeMarcus Womack	1.5-8	-	-	DNP	-	-	-	0.5-2	1.0-6	-		
Tony Williams	1.0-2	-	-	-	1.0-2	-	-	DNP	DNP	-		
Drew Harris	1.0-4	-	-	DNP	DNP	-	-	1.0-4	-	-		
Arthur Williams	1.0-4	-	-	-	1.0-4	-	-	-	-	-		
Ky're Simmons	1.0-2	-	1.0-2	-	-	-	-	DNP	-	-		
Werley Placide	1.0-9	-	-	-	1.0-9	DNP	DNP	DNP	-	DNP		
Khaleel Castillo	0.5-1	-	-	DNP	0.5-1	DNP	DNP	DNP	-	DNP		

GAME-BY-GAME SACKS (SACKS-YDS)

	SACKS-YDS	MIA	GSU	LC	SSU	NCCU	SCSU	NCAT	NSU	DSU	MSU	FAMU
Todney Evans	4.5-21	1.0-7	1.5-12	-	-	-	-	1.0-8	-	1.0-4		
Taivon Butler	3.0-14	-	0.5-2	0.5-3	-	-	1.0-3	-	0.5-5	0.5-1		
Jason Smith	2.0-15	-	-	-	1.0-8	-	-	1.0-7	DNP	DNP		
Atreyu Farrior	1.5-10	-	-	1.5-10	-	-	-	-	-	-		
Werley Placide	1.0-9	-	-	-	1.0-9	DNP	DNP	DNP	-	DNP		
Donald Smith	1.0-8	-	-	-	-	-	-	-	-	1.0-8		
Anthony Meyers	1.0-8	DNP	DNP	-	DNP	-	-	-	-	1.0-8		
Diquan Richardson	1.0-5	-	-	-	-	-	-	-	-	1.0-5		
DeMarcus Womack	0.5-5	-	-	DNP	-	-	-	-	0.5-5	-		
Delwaun Beard	0.5-1	-	-	0.5-1	-	-	-	-	-	-		
Ty're Simmons	0.5-1	-	-	0.5-1	-	-	-	-	-	-		
Kevin Thompson	0.5-1	-	-	-	-	-	-	-	-	0.5-1		



2015 STATISTICS (OVERALL: 7-2, MEAC: 5-1, HOME: 4-0, AWAY: 3-2, NEUTRAL: 0-0)

SCORING DRIVES

OPPONENT	PLAYS	YDS	DRIVE TIME	QTR/ CLOCK	DRIVE START	PLAY
at Grambling State	8	59	2:25	2nd/6:56	BC41	Lumas 5 pass from Brihm
at Grambling State	13	80	3:12	2nd/1:11	BC20	Brown 7 pass from Brihm
at Grambling State	6	53	2:50	3rd/6:39	BC47	J. Wilson 8 pass from Brihm
at Grambling State	3	2	0:40	3rd/2:15	GS02	Jordan 2 run
at Grambling State	8	56	2:03	4th/9:08	BC44	Brown 8 pass from Q. Williams
at Grambling State	2	68	0:21	4th/7:34	BC32	Jawill Davis 29 pass from Q. Williams
at Grambling State	6	98	1:25	4th/3:37	BC02	Jawill Davis 28 pass from Q. Williams
at Grambling State	1	41	0:07	4th/1:48	GS41	Jordan 41 run
Lane	6	81	2:18	2nd/9:23	BC19	Jordan 9 run
Savannah State	6	92	2:54	1st/3:07	BC08	J. Wilson 13 pass from Q. Williams
Savannah State	7	69	2:38	2nd/5:08	BC31	Jordan 11 run
Savannah State	5	82	2:01	2nd/1:20	BC18	Jawill Davis 56 pass from Brihm
Savannah State	12	60	4:01	3rd/6:19	BC40	M.D. Jones 2 run
Savannah State	8	83	2:57	4th/9:37	BC17	J. Wilson 8 pass from Q. Williams
Savannah State	3	60	1:09	4th/6:53	BC40	M.D. Jones 50 run
at N.C. Central	2	8	0:39	2nd/9:28	NC08	Jordan 8 run
at N.C. Central	7	75	2:40	3rd/0:52	BC25	Jawill Davis 29 pass from Q. Williams
at N.C. Central	3	74	0:53	4th/14:07	BC26	Jawill Davis 29 pass from Q. Williams
at N.C. Central	6	51	1:57	4th/10:50	BC49	M.D. Jones 6 run
S.C. State	14	41	6:54	1st/0:43	BC44	Hernandez 32 field goal
S.C. State	10	73	4:33	3rd/1:05	BC27	Lumas 2 pass from Q. Williams
S.C. State	8	51	3:07	4th/5:14	BC49	Q. Williams 3 run
at N.C. A&T	2	80	0:53	1st/6:55	BC20	Carter 82 pass from Q. Williams
at N.C. A&T	18	81	5:48	4th/14:55	BC19	Brihm 7 run
Norfolk State	5	33	1:37	1st/12:06	NS33	Jordan 3 run
Norfolk State	5	60	2:03	1st/8:08	BC40	Brown 25 pass from Q. Williams
Norfolk State	1	75	0:17	1st/2:33	BC25	M.D. Jones 75 run
Norfolk State	11	77	3:51	2nd/11:30	BC23	Q. Williams 4 run
Norfolk State	6	83	2:49	2nd/4:24	BC17	Carter 34 pass from Q. Williams
Norfolk State	5	49	1:34	3rd/10:35	NS49	Brown 31 pass from Q. Williams
Norfolk State	3	44	1:17	3rd/6:55	NS44	M.D. Jones 8 run
Norfolk State	1	89	0:15	3rd/1:33	BC11	M.D. Jones 89 pass from Q. Williams
Norfolk State	11	45	6:46	4th/4:23	BC42	Hernandez 30 field goal
at Delaware State	5	68	2:11	1st/5:21	BC32	Brown 7 pass from Q. Williams
at Delaware State	9	82	2:58	2nd/11:14	BC18	M.D. Jones 2 run
at Delaware State	7	50	3:01	2nd/6:57	50	Jordan 7 run
at Delaware State	6	58	3:03	2nd/0:57	BC42	Brihm 1 run
at Delaware State	4	70	1:52	3rd/13:02	BC30	Lumas 34 pass from Q. Williams
at Delaware State	2	5	0:37	4th/6:54	DS5	Brihm 4 run
at Delaware State	8	43	4:55	4th/0:17	DS43	White 15 run
AVERAGE DRIVE	6.9	68.4	2:53			

LONG PLAYS (25-plus yards from scrimmage)

YDS	PLAY	OPPONENT (QTR)
89	Michael D. Jones pass from Quentin Williams (TD)	Norfolk State (3rd)
82	Jontavious Carter pass from Quentin Williams (TD)	at North Carolina A&T (1st)
75	Michael D. Jones run (TD)	Norfolk State (1st)
56	Jontavious Carter pass from Quentin Williams	at North Carolina Central (4th)
56	Jawill Davis pass from Larry Brihm (TD)	Savannah State (2nd)
50	Michael D. Jones run (TD)	Savannah State (4th)
46	Jawill Davis pass from Quentin Williams	at North Carolina A&T (3rd)
43	Michael D. Jones pass from Quentin Williams	Savannah State (3rd)
41	Keavon Mitchell pass from Quentin Williams	Savannah State (4th)
41	Anthony Jordan run (TD)	at Grambling State (4th)
39	Jawill Davis pass from Quentin Williams	at Delaware State (1st)
39	Jawill Davis pass from Quentin Williams	Norfolk State (2nd)
39	Quentin Williams run	South Carolina State (3rd)
39	Jawill Davis pass from Quentin Williams	at Grambling State (4th)
38	Dre'Sean Nelson pass from Quentin Williams	at North Carolina Central (2nd)
37	Anthony Jordan run	at North Carolina A&T (2nd)
37	Ja-Quan Lumas pass from Quentin Williams	Savannah State (1st)
36	Jaime Wilson pass from Quentin Williams	Savannah State (3rd)
35	Jawill Davis pass from Larry Brihm	at Grambling State (2nd)
34	Ja-Quan Lumas pass from Quentin Williams (TD)	at Delaware State (3rd)
34	Jontavious Carter pass from Quentin Williams (TD)	Norfolk State (2nd)
33	Michael D. Jones run	Lane (2nd)
32	Quentin Williams run	at North Carolina Central (4th)
31	Frank Brown pass from Quentin Williams (TD)	Norfolk State (3rd)
31	Frank Brown pass from Quentin Williams	Norfolk State (1st)
30	Quentin Williams run	Lane (3rd)
29	Jawill Davis pass from Quentin Williams (TD)	at North Carolina Central (4th)
29	Jawill Davis pass from Quentin Williams (TD)	at North Carolina Central (3rd)
29	Jawill Davis pass from Quentin Williams (TD)	at Grambling State (4th)
28	Ja-Quan Lumas pass from Quentin Williams	South Carolina State (1st)
28	Frank Brown pass from Quentin Williams	Lane (4th)
28	Jontavious Carter pass from Quentin Williams	Lane (3rd)
28	Jawill Davis pass from Quentin Williams (TD)	at Grambling State (4th)
27	Michael D. Jones pass from Larry Brihm	at North Carolina A&T
27	Quentin Williams run	Savannah State (1st)
27	Michael D. Jones pass from Quentin Williams	Lane (3rd)
26	Michael D. Williams run	at Delaware State (3rd)
26	Jawill Davis pass from Larry Brihm	at Grambling State (2nd)
25	Frank Brown pass from Quentin Williams (TD)	Norfolk State (1st)

DRIVES SUPERLATIVES

MOST PLAYS:	18 at N.C. A&T	FEWEST PLAYS:	1, four times (last vs. Norfolk State)
MOST YARDS:	98 at Grambling State	FEWEST YARDS:	(-18) at Grambling State
LONGEST TIME:	6:54 vs. South Carolina State	SHORTEST TIME:	0:05 at Grambling State

RED ZONE

		TIMES IN								FAILED TO SCORE INSIDE 20					
	SCORE	RED ZONE	SCORES	POINTS	TDS	RUSH TDS	PASS TDS	FGS	FGA	DOWNS	INT	FUM	HALF	GAME	
at Miami (Fla.)	L, 0-45	0	0	0	0	0	0	0	0	0	0	0	0	0	
at Grambling State	W, 56-53	5	5	34	5	1	4	0	0	0	0	0	0	0	
Lane	W, 7-3	4	1	7	1	1	0	0	1	0	1	1	0	0	
Savannah State	W, 42-12	4	4	28	4	2	2	0	0	0	0	0	0	0	
at N.C. Central	W, 28-26	4	2	14	2	2	0	0	0	1	0	1	0	0	
South Carolina State	W, 17-14	3	3	17	2	1	1	1	0	0	0	0	0	0	
at North Carolina A&T	L, 14-24	2	1	7	1	1	0	0	0	1	0	0	0	0	
Norfolk State	W, 59-49	5	4	24	3	3	0	1	0	1	0	0	0	0	
at Delaware State	W, 49-21	7	6	42	6	5	1	0	1	0	0	0	0	0	
Morgan State															
vs. Florida A&M															
TOTALS		34	26	173	24	16	8	2	2	3	1	2	0	0	
OPPONENTS		35	26	157	20	9	11	6	6	2	1	0	0	0	

SEASON PCT. (OVERALL): 26 of 34 (76.5%)

SEASON PCT. (TDS): 24 of 34 (70.6%)

SEASON PCT. (FGS): 2 of 34 (5.9%)

SEASON PCT. (NO SCORE): 8 of 34 (23.5%)



2015 STATISTICS (OVERALL: 7-2, MEAC: 5-1, HOME: 4-0, AWAY: 3-2, NEUTRAL: 0-0)

BETHUNE-COOKMAN INDIVIDUAL GAME HIGHS

Rushes	22	Anthony Jordan vs South Carolina State (Oct 08, 2015)
Yards Rushing	141	Larry Brihm, Jr. at Delaware State (Oct 31, 2015)
TD Rushes	2	Anthony Jordan at Grambling State (Sep 12, 2015)
		Michael D. Jones vs Savannah State (Sep 26, 2015)
		Michael D. Jones vs Norfolk State (Oct 24, 2015)
		Larry Brihm, Jr. at Delaware State (Oct 31, 2015)
Long Rush	75	Michael D. Jones vs Norfolk State (Oct 24, 2015)
Pass attempts	29	Quentin Williams vs Norfolk State (Oct 24, 2015)
Pass completions	20	Quentin Williams vs Norfolk State (Oct 24, 2015)
Yards Passing	386	Quentin Williams vs Norfolk State (Oct 24, 2015)
TD Passes	4	Quentin Williams vs Norfolk State (Oct 24, 2015)
Long Pass	89	Quentin Williams vs Norfolk State (Oct 24, 2015)
Receptions	8	Jawill Davis at Grambling State (Sep 12, 2015)
Yards Receiving	199	Jawill Davis at Grambling State (Sep 12, 2015)
TD Receptions	2	Jawill Davis at Grambling State (Sep 12, 2015)
		Frank Brown at Grambling State (Sep 12, 2015)
		Jaime Wilson vs Savannah State (Sep 26, 2015)
		Jawill Davis at N.C. Central (Oct 03, 2015)
		Frank Brown vs Norfolk State (Oct 24, 2015)
Long Reception	89	Michael D. Jones vs Norfolk State (Oct 24, 2015)
Field Goals	1	Uriel Hernandez vs South Carolina State (Oct 08, 2015)
		Uriel Hernandez vs Norfolk State (Oct 24, 2015)
Long Field Goal	32	Uriel Hernandez vs South Carolina State (Oct 08, 2015)
Punts	9	Jonathan Cagle vs South Carolina State (Oct 08, 2015)
Long Punt	64	Jonathan Cagle vs Savannah State (Sep 26, 2015)
Long Punt Return	72	Frank Brown vs Lane (Sep 19, 2015)
Long Kickoff Return	75	Marquis Drayton vs Norfolk State (Oct 24, 2015)
Tackles	13	Donald Smith at N.C. Central (Oct 03, 2015)
		Robert Way vs South Carolina State (Oct 08, 2015)
Sacks	1.5	Todney Evans at Grambling State (Sep 12, 2015)
		Atreyu Farrior vs Lane (Sep 19, 2015)
Tackles For Loss	2.5	Robert Way vs Lane (Sep 19, 2015)
Interceptions	2	Ty're Simmons at N.C. Central (Oct 03, 2015)

BETHUNE-COOKMAN TEAM GAME HIGHS

Rushes	62	at Delaware State (Oct 31, 2015)
Yards Rushing	353	at Delaware State (Oct 31, 2015)
Yards Per Rush	6.9	vs Savannah State (Sep 26, 2015)
TD Rushes	5	at Delaware State (Oct 31, 2015)
Pass attempts	48	at Grambling State (Sep 12, 2015)
Pass completions	34	at Grambling State (Sep 12, 2015)
Yards Passing	463	at Grambling State (Sep 12, 2015)
Yards Per Pass	13.3	vs Norfolk State (Oct 24, 2015)
TD Passes	6	at Grambling State (Sep 12, 2015)
Total Plays	84	at Grambling State (Sep 12, 2015)
Total Offense	607	vs Norfolk State (Oct 24, 2015)
Yards Per Play	8.6	vs Savannah State (Sep 26, 2015)
Points	59	vs Norfolk State (Oct 24, 2015)
Sacks By	5	at Delaware State (Oct 31, 2015)
First Downs	27	vs Savannah State (Sep 26, 2015)
		vs Norfolk State (Oct 24, 2015)
		at Delaware State (Oct 31, 2015)
Penalties	23	vs Savannah State (Sep 26, 2015)
Penalty Yards	212	vs Savannah State (Sep 26, 2015)
Turnovers	3	vs Lane (Sep 19, 2015)
		at N.C. Central (Oct 03, 2015)
		vs Norfolk State (Oct 24, 2015)
Interceptions By	2	at N.C. Central (Oct 03, 2015)
Punts	10	at Miami (FL) (Sep 05, 2015)
Long Punt	64	vs Savannah State (Sep 26, 2015)
Long Punt Return	72	vs Lane (Sep 19, 2015)

OPPONENT INDIVIDUAL GAME HIGHS

Rushes	23	Dorrel McClain, at N.C. Central (Oct 03, 2015)
Yards Rushing	144	Dorrel McClain, at N.C. Central (Oct 03, 2015)
TD Rushes	2	Malcolm Bell, at N.C. Central (Oct 03, 2015)
		Quintrell Chung, vs Norfolk State (Oct 24, 2015)
Long Rush	44	Greg Hankerson, vs Norfolk State (Oct 24, 2015)
Pass attempts	48	J. Williams, at Grambling State (Sep 12, 2015)
Pass completions	31	J. Williams, at Grambling State (Sep 12, 2015)
Yards Passing	347	J. Williams, at Grambling State (Sep 12, 2015)
TD Passes	4	J. Williams, at Grambling State (Sep 12, 2015)
		Greg Hankerson, vs Norfolk State (Oct 24, 2015)
Long Pass	58	Greg Hankerson, vs Norfolk State (Oct 24, 2015)
Receptions	11	Chad Williams, at Grambling State (Sep 12, 2015)
Yards Receiving	140	Chad Williams, at Grambling State (Sep 12, 2015)
TD Receptions	3	Isaac White, vs Norfolk State (Oct 24, 2015)
Long Reception	58	Gerard Johnson, vs Norfolk State (Oct 24, 2015)
Field Goals	3	Marc Orozco, at Grambling State (Sep 12, 2015)
Long Field Goal	42	Marc Orozco, at Grambling State (Sep 12, 2015)
		John Barron, vs Savannah State (Sep 26, 2015)
Punts	8	Jerome Pettitway, vs South Carolina State (Oct 08, 2015)
Long Punt	55	Justin Vogel, at Miami (FL) (Sep 05, 2015)
Long Punt Return	82	A. Hamilton, vs South Carolina State (Oct 08, 2015)
Long Kickoff Return	44	Chester Rogers, at Grambling State (Sep 12, 2015)
Tackles	15	Dwayne Brown, vs Lane (Sep 19, 2015)
		Deon King, vs Norfolk State (Oct 24, 2015)
Sacks	2.0	M. Jolivet, at Grambling State (Sep 12, 2015)
		G. Newell, vs South Carolina State (Oct 08, 2015)
Tackles For Loss	3.0	Chris Lee, vs Norfolk State (Oct 24, 2015)
Interceptions	2	C.J. Moore, at N.C. Central (Oct 03, 2015)

OPPONENT TEAM GAME HIGHS

Rushes	60	at N.C. Central (Oct 03, 2015)
Yards Rushing	324	at N.C. Central (Oct 03, 2015)
Yards Per Rush	7.5	at Miami (FL) (Sep 05, 2015)
TD Rushes	3	at Miami (FL) (Sep 05, 2015)
		at N.C. Central (Oct 03, 2015)
Pass attempts	48	at Grambling State (Sep 12, 2015)
Pass completions	31	at Grambling State (Sep 12, 2015)
Yards Passing	347	at Grambling State (Sep 12, 2015)
Yards Per Pass	7.4	vs Norfolk State (Oct 24, 2015)
TD Passes	4	at Grambling State (Sep 12, 2015)
		vs Norfolk State (Oct 24, 2015)
Total Plays	93	at N.C. Central (Oct 03, 2015)
Total Offense	524	at Grambling State (Sep 12, 2015)
Yards Per Play	6.7	vs Norfolk State (Oct 24, 2015)
Points	53	at Grambling State (Sep 12, 2015)
Sacks By	5	at Miami (FL) (Sep 05, 2015)
		at Grambling State (Sep 12, 2015)
First Downs	30	at Grambling State (Sep 12, 2015)
		at N.C. Central (Oct 03, 2015)
Penalties	18	vs South Carolina State (Oct 08, 2015)
Penalty Yards	144	vs South Carolina State (Oct 08, 2015)
Turnovers	3	at Grambling State (Sep 12, 2015)
		at N.C. Central (Oct 03, 2015)
		vs Norfolk State (Oct 24, 2015)
Interceptions By	2	at Miami (FL) (Sep 05, 2015)
		at N.C. Central (Oct 03, 2015)
		vs Norfolk State (Oct 24, 2015)
Punts	8	vs South Carolina State (Oct 08, 2015)
Long Punt	55	at Miami (FL) (Sep 05, 2015)
Long Punt Return	82	vs South Carolina State (Oct 08, 2015)



PARTICIPATION

NO	GP/GS	PLAYER	MIA	GSU	LC	SSU	NCCU	SCSU	NCAT	NSU	DSU	MSU	FAMU
62	8/-	Charles Allen	XXX	XXX	XXX	...	XXX	XXX	XXX	XXX	XXX		
64	9/-	Murphy Allen	XXX	XXX	XXX	XXX	XXX	XXX	XXX	XXX	XXX		
49	9/3	Delwaun Beard	START	START	XXX	XXX	START	XXX	XXX	XXX	XXX		
77	8/8	Dariusz Bladek	START	START	START	...	START	START	START	START	START		
20	9/7	Jocelyn Borgella	XXX	XXX	START	START	START	START	START	START	START		
42	9/9	Trenton Bridges	START	START	START	START	START	START	START	START	START		
2	8/1	Larry Brihm	XXX	XXX	XXX	XXX	XXX	...	XXX	START	XXX		
14	5/-	Brandon Brooks	XXX	XXX	XXX	XXX	XXX		
15	9/5	Frank Brown	XXX	START	START	START	XXX	START	START	XXX	XXX		
72	9/-	David Bryant	XXX	XXX	XXX	XXX	XXX	XXX	XXX	XXX	XXX		
94	5/-	Stephen Bundy	...	XXX	...	XXX	XXX	XXX	...	XXX	...		
29	3/-	Michael Butler	XXX	XXX	...	XXX		
53	9/3	Taivon Butler	START	XXX	START	XXX	XXX	START	XXX	XXX	XXX		
45	2/-	Patrick Byndloss	XXX	XXX		
83	3/-	Courtney Bynes	...	XXX	XXX	XXX	...		
38	8/-	Jonathan Cagle	XXX	XXX	XXX	XXX	XXX	XXX	XXX	...	XXX		
4	9/3	Jontavious Carter	START	XXX	XXX	XXX	XXX	XXX	XXX	START	START		
92	4/-	Khaleel Castillo	XXX	XXX	...	XXX	XXX	...		
24	6/2	James Darby	START	XXX	XXX	XXX	START	XXX		
99	1/-	Jarren Davis	XXX		
17	9/8	Jawill Davis	XXX	START	START	START	START	START	START	START	START		
19	9/1	Jeremy Davis	XXX	START	XXX	XXX	XXX	XXX	XXX	XXX	XXX		
88	6/-	Kameron Davis	XXX	...	XXX	XXX	...	XXX	...	XXX	XXX		
6	9/6	Marquis Drayton	START	START	START	START	START	XXX	XXX	XXX	START		
98	3/1	Junior Estelus	...	START	XXX	XXX	...		
55	9/6	Todney Evans	XXX	XXX	START	START	START	XXX	START	START	START		
46	9/-	Atreyu Farrior	XXX	XXX	XXX	XXX	XXX	XXX	XXX	XXX	XXX		
39	7/-	J. Francis	XXX	XXX	XXX	XXX	XXX	XXX	XXX		
32	3/-	Kenny Gant	XXX	XXX	XXX		
82	1/-	Denzel Hanna	XXX		
31	6/-	Terry Harden	XXX	XXX	XXX	XXX	XXX	XXX	...		
59	7/4	Drew Harris	XXX	XXX	XXX	START	START	START	START		
41	8/-	Uriel Hernandez	...	XXX	XXX	XXX	XXX	XXX	XXX	XXX	XXX		
40	1/-	Caleb Holmes	XXX		
27	8/-	Leroy Holt	XXX	XXX	XXX	XXX	...	XXX	XXX	XXX	XXX		
67	6/-	Chris Hudson	...	XXX	...	XXX	XXX	XXX	...	XXX	XXX		
57	9/8	Trevin Huff	START	START	START	START	START	START	XXX	START	START		
13	8/-	Deitrich Johnson	XXX	XXX	XXX	XXX	XXX	...	XXX	XXX	XXX		
37	1/-	Donald Johnson	XXX		
85	9/1	Julian Johnson	XXX	XXX	XXX	XXX	START	XXX	XXX	XXX	XXX		
79	3/-	Alex Jones	XXX	XXX	XXX		
21	9/1	Michael D. Jones	XXX	START	XXX	XXX	XXX	XXX	XXX	XXX	XXX		
1	9/8	Anthony Jordan	START	XXX	START	START	START	START	START	START	START		
86	9/3	Ja-Quan Lumas	START	XXX	XXX	XXX	START	XXX	XXX	START	XXX		
70	5/-	Justin Martinez	XXX	XXX	XXX	XXX	XXX		
43	9/-	Deonte Mayo	XXX	XXX	XXX	XXX	XXX	XXX	XXX	XXX	XXX		
93	6/2	Anthony Meyers	XXX	...	XXX	START	XXX	START	XXX		
35	9/7	Elliott Miller	START	START	START	XXX	START	START	START	XXX	START		
80	9/8	Keavon Mitchell	START	START	START	START	START	START	START	XXX	START		
69	9/9	Dwayne Montgomery	START	START	START	START	START	START	START	START	START		
36	9/-	Alaxander Morales	XXX	XXX	XXX	XXX	XXX	XXX	XXX	XXX	XXX		
66	9/7	Dazzie Morris	START	START	START	START	XXX	XXX	START	START	START		
12	9/2	Dre'Sean Nelson	START	XXX	XXX	XXX	XXX	START	XXX	XXX	XXX		
71	9/6	Phillip Norman	XXX	XXX	START	START	START	START	START	XXX	START		
47	5/-	Werley Placide	XXX	XXX	XXX	XXX	XXX	...		
95	1/-	DiShawn Ray	XXX		
22	9/3	Diquan Richardson	XXX	XXX	XXX	START	XXX	START	XXX	START	XXX		



PARTICIPATION

NO	GP/GS	PLAYER	MIA	GSU	LC	SSU	NCCU	SCSU	NCAT	NSU	DSU	MSU	FAMU
28	2/-	Cameron Rigby	XXX	XXX		
9	9/-	Veion Robinson	XXX	XXX	XXX	XXX	XXX	XXX	XXX	XXX	XXX		
18	8/-	Andre Scott	...	XXX	XXX	XXX	XXX	XXX	XXX	XXX	XXX		
33	8/-	Ky're Simmons	XXX	XXX	XXX	XXX	XXX	XXX	...	XXX	XXX		
34	9/9	Ty're Simmons	START	START	START	START	START	START	START	START	START		
16	9/9	Donald Smith	START	START	START	START	START	START	START	START	START		
44	7/-	Jason Smith	XXX	XXX	XXX	XXX	XXX	XXX	XXX		
58	9/8	Jamal Thomas	START	START	START	START	START	START	START	XXX	START		
30	9/-	Jamaruz Thompkins	XXX	XXX	XXX	XXX	XXX	XXX	XXX	XXX	XXX		
91	9/2	Kevin Thompson	XXX	XXX	START	START	XXX	XXX	XXX	XXX	XXX		
78	8/-	Travis Turner	XXX	...	XXX	XXX	XXX	XXX	XXX	XXX	XXX		
11	9/9	Robert Way	START	START	START	START	START	START	START	START	START		
23	8/-	Michael Westray	XXX	XXX	XXX	XXX	XXX	XXX	XXX	XXX	...		
26	9/-	Cary White	XXX	XXX	XXX	XXX	XXX	XXX	XXX	XXX	XXX		
75	1/-	Troy Wilkins	...	XXX		
25	9/1	Arthur Williams	XXX	XXX	XXX	XXX	XXX	XXX	START	XXX	XXX		
84	5/-	Milton Williams	XXX	XXX	XXX	XXX	XXX		
3	9/9	Quentin Williams	START	START	START	START	START	START	START	START	START		
51	7/2	Tony Williams	START	START	XXX	XXX	XXX	XXX	XXX		
8	9/5	Jaime Wilson	XXX	START	START	START	XXX	XXX	START	XXX	START		
52	8/7	Romia Wilson	START	START	XXX	START	START	START	START	START	...		
50	8/5	DeMarcus Womack	XXX	XXX	...	START	START	XXX	START	START	START		
48	2/-	Brandon Woods	XXX	XXX		



2015 BETHUNE-COOKMAN WILDCATS ROSTER

ALPHABETICAL ROSTER

NO	NAME	POS
62	Charles Allen	OL
64	Murphy Allen	LS
60	Marcel Anderson	OL
49	Delwaun Beard	DE
77	Dariusz Bladek	OL
20	Jocelyn Borgella	DB
42	Trenton Bridges	LB
2	Larry Brihm	QB
14	Brandon Brooks	WR
15	Frank Brown	WR
72	David Bryant	OL
94	Stephen Bundy	DL
29	Michael Butler	SAF
53	Taivon Butler	DL
45	Patrick Byndloss	DB
83	Courtney Bynes	WR
38	Jonathan Cagle	P
4	Jontavious Carter	WR
92	Khaleel Castillo	DL
5	Travares Copeland	WR
24	James Darby II	DB
99	Jarren Davis	DL
17	Jawill Davis	WR
19	Jeremy Davis	DB
88	Kameron Davis	TE
89	Kendon Davis	WR
7	Danny Dillard	RB
6	Marquis Drayton	DB
98	Junior Estelus	DL
55	Todney Evans	DL
46	Atreyu Farrior	LB
39	Javaunie Francis	K
32	Kenny Gant	RB
82	Denzel Hanna	WR
31	Terry Harden	DB
59	Drew Harris	DL
41	Uriel Hernandez	K
40	Caleb Holmes	DB
27	Leroy Holt	DB
67	Chris Hudson	OL
57	Trevin Huff	OL
73	Christian Hughley	OL
61	Metuschellah Jeudy	OL
13	Deitrich Johnson	CB
37	Donald Johnson	DB
85	Julian Johnson	TE
79	Alex Jones	DL
21	Michael Jones	RB
1	Anthony Jordan	RB
86	Ja-Quan Lumas	TE
54	Kim Mack	LB
70	Justin Martinez	OL
43	Deonte Mayo	LB
93	Anthony Meyers	DL
35	Elliott Miller	CB
80	Keavon Mitchell	WR
69	Dwayne Montgomery	OL
36	Alexander Morales	DB
66	Dazzie Morris	OL
12	Dre'Sean Nelson	RB
71	Phillip Norman	OL
47	Werley Placide	LB

NUMERICAL ROSTER

NO	NAME	POS	HT	WT	CL-EXP	HOMETOWN / HIGH SCHOOL (PREVIOUS SCHOOL)
1	Anthony Jordan	RB	6-0	217	Grad.-3L	Atlanta, Ga./North Atlanta HS
2	Larry Brihm	QB	5-11	209	R-Soph.-1L	Delray Beach, Fla./Village Academy
3	Quentin Williams	QB	5-11	209	R-Sr.-3L	Tampa, Fla./Jefferson HS
4	Jontavious Carter	WR	6-3	200	R-Jr.-1L	Cordele, Ga./Crisp County HS (Miami [Fla.])
5	Travares Copeland	WR	5-10	189	Jr.-TR	Port St. Lucie, Fla./Treasure Coast HS (NC State)
6	Marquis Drayton	DB	6-1	201	R-Sr.-3L	Ft. Lauderdale, Fla./Dillard HS (North Carolina Tech Prep)
7	Danny Dillard	RB	6-2	229	R-Soph.-1L	Bradenton, Fla./Venice HS (Miami [Fla.])
8	Jaime Wilson	WR	5-10	210	R-Jr.-1L	Belle Glade, Fla./Glades Central HS (Western Michigan)
9	Veion Robinson	LB	6-0	209	Soph.-TR	Hampton, Ga./Lovejoy HS (Middle Tennessee)
10	Akevious Williams	QB	6-2	188	Fr.-HS	Madison, Fla./Madison County HS
11	Robert Way	LB	6-1	209	R-Sr.-1L	Belle Glade, Fla./Glades Central HS (Marshall)
12	Dre'Sean Nelson	RB	5-6	170	Jr.-2L	Ft. Lauderdale, Fla./Dillard HS
13	Deitrich Johnson	CB	6-0	175	Grad.-TR	Texas City, Texas/Galveston Ball HS (Prairie View A&M)
14	Brandon Brooks	WR	6-2	192	R-Jr.-TR	Jacksonville, Fla./First Coast HS (Troy)
15	Frank Brown	WR	5-11	185	R-Soph.-1L	Palm Beach Gardens, Fla./Palm Beach Gardens HS
16	Donald Smith	LB	6-0	227	R-Sr.-3L	Tampa, Fla./Spoto HS (Iowa State)
17	Jawill Davis	WR	5-11	177	R-Soph.-1L	Miami, Fla./American HS
18	Andre Scott	WR	6-0	190	R-Jr.-1L	Orlando, Fla./Oak Ridge HS (Marshall)
19	Jeremy Davis	DB	6-0	177	R-Jr.-1L	Cape Coral, Fla./Milford Academy (UCF)
20	Jocelyn Borgella, Jr.	DB	5-6	183	Sr.-3L	Miami, Fla./La Salle HS
21	Michael Jones	RB	5-11	197	Jr.-2L	Sarasota, Fla./Booker HS
22	Diquan Richardson	SAF	5-11	167	Soph.-TR	Alvin, S.C./Fort Dorchester HS (Paine)
23	Michael Westray	DB	6-1	200	R-Jr.-1L	Waldorf, Md./Westlake HS (Duke)
24	James Darby II	DB	5-8	180	R-Fr.-SQ	Miami, Fla./Booker T. Washington HS
25	Arthur Williams	DB	6-3	204	Soph.-1L	Sebring, Fla./Sebring HS (Massachusetts)
26	Cary White	RB	5-8	234	Grad.-2L	Tampa, Fla./Sickles HS (Florida Atlantic)
27	Leroy Holt	DB	5-8	173	Sr.-1L	Menifee, Calif./Rancho Verde HS (Mt. San Jacinto College)
28	Cameron Rigby	RB	5-7	177	R-Fr.-SQ	Miramar, Fla./Miramar HS
29	Michael Butler	SAF	6-0	202	R-Jr.-1L	Coral Springs, Fla./Coral Springs Charter (Western Michigan)
30	Jamaruz Thompkins	RB	5-11	211	Jr.-2L	Tampa, Fla./Tampa Bay Tech
31	Terry Harden	DB	6-0	175	R-Soph.-1L	West Park, Fla./Hollywood Hills HS
32	Kenny Gant	RB	5-9	192	Fr.-HS	Warner Robins, Ga./Houston County HS
33	Ky're Simmons	DB	5-9	177	Sr.-3L	St. Augustine, Fla./St. Augustine HS
34	Ty're Simmons	DB	5-9	171	Sr.-3L	St. Augustine, Fla./St. Augustine HS
35	Elliott Miller	CB	5-9	158	Fr.-HS	Miami, Fla./Norland HS
36	Alexander Morales	DB	5-10	211	R-Fr.-SQ	Miami, Fla./Hialeah HS
37	Donald Johnson	DB	6-0	175	Fr.-HS	Jacksonville, Fla./University Christian HS
38	Jonathan Cagle	P	6-3	183	Jr.-1L	Pensacola, Fla./Pine Forest HS
39	Javaunie Francis	K	6-2	236	Fr.-HS	Miami, Fla./Miami Central HS
40	Caleb Holmes	DB	5-9	191	Fr.-HS	Jacksonville, Fla./Raines HS
41	Uriel Hernandez	K	5-4	209	Fr.-HS	Homestead, Fla./Homestead HS
42	Trenton Bridges	LB	6-0	234	R-Fr.-SQ	DeLand, Fla./DeLand HS
43	Deonte Mayo	LB	6-2	209	R-Fr.	Ocala, Fla./Forest HS
44	Jason Smith, Jr.	LB	6-0	213	Sr.-1L	Hialeah, Fla./American HS (Dodge City CC)
45	Patrick Byndloss	DB	5-11	182	R-Sr.-TR	North Lauderdale, Fla./Zion Lutheran Christian (Methodist)
46	Atreyu Farrior	LB	6-2	232	R-Soph.-1L	Lakeland, Fla./Kathleen HS
47	Werley Placide	LB	6-3	223	Jr.-2L	Boca Raton, Fla./Olympic HS
48	Brandon Woods	CB	5-11	175	Sr.-HS	Jacksonville, Fla./Andrew Jackson HS
49	Delwaun Beard	DE	6-3	235	Jr.-TR	Culver City, Calif./Culver City HS (Santa Monica College)
50	DeMarcus Womack	DL	6-3	348	Jr.-TR	Orlando, Fla./Jones HS (Globe Tech)
51	Tony Williams	DL	6-2	276	Jr.-TR	Jackson, Miss./Murrah HS (Mississippi Delta CC)
52	Romia Wilson	OL	5-10	310	Sr.-3L	Cedar Bluff, Miss./West Point HS (Northeast Mississippi CC)
53	Taivon Butler	DL	6-2	251	Soph.-TR	Reidsville, Ga./Tattnall County HS (Paine)
54	Kim Mack	LB	6-0	180	R-Fr.	Daytona Beach, Fla./Atlantic HS
55	Todney Evans	DL	6-2	222	R-Fr.-TR	Delray Beach, Fla./Atlantic HS (Middle Tennessee State)
57	Trevin Huff	OL	6-4	291	R-Jr.	Tallahassee, Fla./Lincoln HS
58	Jamal Thomas	DL	6-2	295	Fr.	Sharpsburg, Ga./East Coweta HS
59	Drew Harris	DL	6-4	250	Fr.	Stone Mountain, Ga./Stephenson HS



2015 BETHUNE-COOKMAN WILDCATS ROSTER

NUMERICAL ROSTER

NO	NAME	POS	HT	WT	CL.-EXP	HOMETOWN / HIGH SCHOOL (PREVIOUS SCHOOL)
60	Marcel Anderson	OL	6-2	340	Fr.-HS	Wilmington, N.C./New Hanover HS
61	Metuschellah Jeudy	OL	6-3	319	Sr.-HS	Miami, Fla./Miami Southridge Senior HS
62	Charles Allen	OL	6-3	310	Fr.-HS	Melbourne, Fla./Palm Bay HS
63	Jarrett Tingler	OL	6-3	307	Jr.-TR	Harrisburg, Pa./Central Dauphin East HS (Lackawanna CC)
64	Murphy Allen	LS	6-2	260	R-Soph.-1L	Starke, Fla./Bradford HS (Florida Atlantic)
66	Dazzie Morris	OL	6-2	320	Jr.-2L	Apopka, Fla./Apopka HS
67	Chris Hudson	OL	6-5	308	R-Fr.-HS	Ocala, Fla./West Port HS
69	Dwayne Montgemory	OL	6-3	305	Grad.-2L	Ft. Lauderdale, Fla./Dillard HS (Western Kentucky)
70	Justin Martinez	OL	6-3	275	R-Soph.-TR	Port St. Lucie, Fla./St. Lucie West Centennial HS (Western Kentucky)
71	Phillip Norman	OL	6-4	318	R-Soph.-1L	Sebastian, Fla./Sebastian River HS
72	David Bryant	OL	6-7	336	Soph.-HS	Summerville, S.C./Cane Bay HS
73	Christian Hughley	OL	6-2	361	Fr.-HS	Griffin, Ga./Griffin HS
75	Troy Wilkins	OL	6-0	321	R-Fr.-SQ	Miami, Fla./Miami Northwestern HS
76	Demetrius Weaver	OL	6-3	275	R-Fr.-SQ	Pompano Beach, Fla./Blanche Ely HS
77	Dariusz Bladek	OL	6-4	329	R-Jr.-2L	Kissimmee, Fla./Poinciana HS
78	Travis Turner	OL	6-4	302	R-Sr.-1L	Miami, Fla./North Miami Beach HS (Western Michigan)
79	Alex Jones	DL	6-2	287	Fr.-HS	Ocala, Fla./Vanguard HS
80	Keavon Mitchell	WR	5-9	173	Fr.-HS	Hollywood, Fla./Flanagan HS
82	Denzel Hanna	WR	6-0	189	R-Soph.-1L	Orlando, Fla./Dr. Phillips HS
83	Courtney Bynes	WR	5-9	156	R-Sr.-1L	Lauderdale Lakes, Fla./Boyd Anderson HS (Western Michigan)
84	Milton Williams	WR	5-9	165	R-Fr.-SQ	Sanford, Fla./Seminole HS
85	Julian Johnson	TE	6-4	258	R-Sr.-1L	Orlando, Fla./Lake Highland Prep (Snow College)
86	Ja-Quan Lumas	TE	6-3	230	R-Soph.-2L	Orlando, Fla./Jones HS
87	Nicholas Roos	TE	6-7	263	Fr.-HS	Ormond Beach, Fla./Mainland HS
88	Kameron Davis	TE	6-5	280	R-Soph.-TR	Oakland Park, Fla./Northeast HS (USF)
89	Kendon Davis	WR	6-1	184	R-Fr.-SQ	Lauderhill, Fla./Plantation Senior HS
91	Kevin Thompson	DL	6-4	230	Soph.-HS	Baltimore, Md./Benjamin Franklin HS
92	Khaleel Castillo	DL	6-0	270	Sr.-1L	Houston, Texas/Bellair HS (Erie CC)
93	Anthony Meyers	DL	6-2	352	Soph.-TR	Washington, Ga./Washington-Wilkes HS (Paine)
94	Stephen Bundy	DL	6-3	298	Jr.-TR	Gilbert, Ariz./Gilbert HS (Scottsdale CC)
95	DiShawn Ray	DL	6-4	305	Jr.-2L	Jesup, Ga./Wayne County HS
98	Junior Estelus	DL	6-1	322	R-Sr.-2L	West Palm Beach, Fla./Lake Worth HS (Western Michigan)
99	Jarren Davis	DL	6-3	271	R-Soph.-1L	Jacksonville, Fla./Stanton HS

ALPHABETICAL ROSTER

NO	NAME	POS
95	DiShawn Ray	DL
22	Diquan Richardson	SAF
28	Cameron Rigby	RB
9	Veion Robinson	LB
87	Nicholas Roos	TE
18	Andre Scott	WR
33	Ky're Simmons	DB
34	Ty're Simmons	DB
16	Donald Smith	LB
44	Jason Smith, Jr.	LB
58	Jamal Thomas	DL
30	Jamaruz Thompkins	RB
91	Kevin Thompson	DL
63	Jarrett Tingler	OL
78	Travis Turner	OL
11	Robert Way	LB
76	Demetrius Weaver	OL
23	Michael Westray	DB
26	Cary White	RB
75	Troy Wilkins	OL
10	Akevious Williams	QB
25	Arthur Williams	DB
3	Quentin Williams	QB
84	Milton Williams	WR
51	Tony Williams	DL
8	Jaime Wilson	WR
52	Romia Wilson	OL
50	DeMarcus Womack	DL
48	Brandon Woods	CB

COACHING STAFF

Head Coach: Terry Sims (First season | Knoxville, 1994)
Asst. HC/ TEs: Lawal McCray (Sixth season, Bethune-Cookman, 1991)
Assoc. HC/Def. Coord.: Charles "Yogi" Jones (Sixth season | Pittsburgh, 1983)
Offensive Coordinator/QBs: Jim Pry (Fourth season | Marshall, 1974)
Special Teams Coordinator: Aashon Larkins (First season | Lehigh, 2003)
Cornerbacks: Terry Williams (17th season | Bethune-Cookman, 1988)
Defensive Line: Earl Lane (Fifth season | Northwood, 1980)
Offensive Line: John Powers (Sixth season | Villanova, 1990)
Running Backs: Carl Franks (Second season | Duke, 1983)
Safeties: Darrin Hayes (First season | Knoxville, 1993)
Wide Receivers: Will Glover (First season | Clayton State, 2009)

SUPPORT STAFF

Football Operations: Jeff Fagan (22nd season | Bethune-Cookman, 1981)
Player Personnel: Jean Dessein (First season | Bethune-Cookman, 2013)
Quality Control (Defense): Ryan Lewis (Second season | Bethune-Cookman, 2012)
Quality Control (Offense): Matt Johnson (First season | Bethune-Cookman, 2010)
Defensive Analyst: Tim Burke (First season | Bethune-Cookman, 2014)
Strength Coach: Corliss Fingers (First season | North Carolina, 1992)
Athletic Trainer: Scott Armstrong (Second season | Texas State, 2006)
Media & Video Coordinator: Russell Delaughter
Equipment Coordinator: Michael Humphrey
Administrative Asst. to the Head Coach: Lakiah Robinson